

967600 / ALL - BIG SANDY DIST., INC.

Warehouse: ADVANCE NC

Search the Catalog

Search for Availability



Socalle Queen Platform Bed


SKU - EB1867-113 | Status - Current


General Dimensions: Metric ☐
62.64" W x 81.5" D x 15.31" H


Weight : 89 lbs. | **Cube** : 3.94 ft

Style: Casual
Showroom: Signature Design
Division: Signature Casegoods
Color: Two-tone

Size


Twin


Queen


Full

 **50 Available to Ship by :**
Jan 13, 2025

PRODUCT DESCRIPTION

Bringing big style to small living areas, this queen platform bed is a smart, space-saving choice for those with an eye for contemporary design. Its clean-lined profile and understated refinements create a simple silhouette that works in so many settings.

- Queen platform bed (does not include headboard)
- Made with engineered wood (MDF/particleboard/plywood) and decorative laminate for the right balance of affordability and durability
- Decorative laminate replicates natural or man-made material surfaces with consistent color, pattern and texture
- Matte white finish
- Bed does not require additional foundation/box spring; accommodates most zero clearance adjustable bases

- Mattress available, sold separately
- Assembly required

DIMENSIONS

☐ General Dimensions: Metric

62.64" W x 81.5" D x 15.31" H

Inches	: 62.64" W x 81.5" D x 15.31" H	Carton:		Unit of	EA
		Inches	: 84.3" W x 10.1" D x 8" H	Measure:	
		Express Shipped:		Qty Per Carton:	1
		Inches	: 84.3" W x 10.1" D x 8" H		
		Weight	: 89 lbs.		
		Cubes	: 3.94 ft		
		UPC	: 024052878523		

Weight : 89 lbs. | **Cube** : 3.94 ft

Get To Know Us

Customer Care

Get Inspired

Copyright © 2025 Ashley Furniture Industries, LLC

[Website Information](#)

[Privacy](#) | [Legal Notices and Terms of Use](#)

Need Technical Support
[Click here to Contact Us](#)