

ABWC232SS 15" DUAL ZONE WINE CELLAR

AVIVA



CONTROLS AND FUNCTIONS

Temperature zone(s)	Dual zone
Temperature range	
Upper Zone:	5°C - 12°C (41°F - 54°F)
Lower Zone:	12°C - 18°C (54°F - 65°F)
Control	Soft-touch electronic control
Lighting	Blue LED lights, top of each section, with two modes (on/off and sensor-based when the door opens)
Door	Field-reversible with tubular pro handle and concealed door hinge
Door Open Alarm	Yes
Shelves	Five wooden shelves with stainless steel fronts, full extension
Sabbath Mode	Yes (Disables lights, displays and alarms for 96 hours max.)

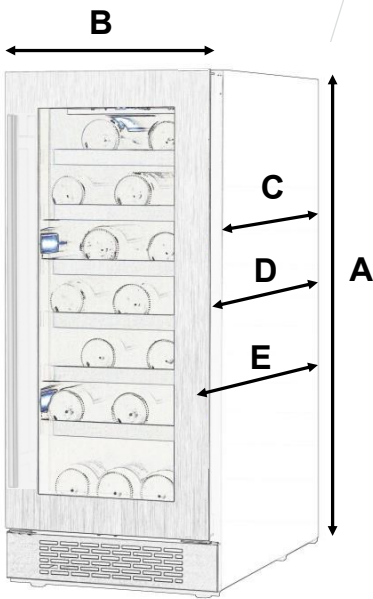
SPECIFICATIONS AND DIMENSIONS

Dimensions	15" (W) x 22 5/8" (D) x 34 1/4" (H)
Capacity	23 bottles (standard Bordeaux size)
Door	UV treated glass door with stainless steel finish
Installation	Built-in or freestanding
Electrical Requirements	115V / 60Hz, 15 or 20A fuse
Warranty	2 years parts and labor 3 additional years on sealed system (parts only)
UPC code	628173080775

ABWC232SS
15" DUAL ZONE WINE CELLAR

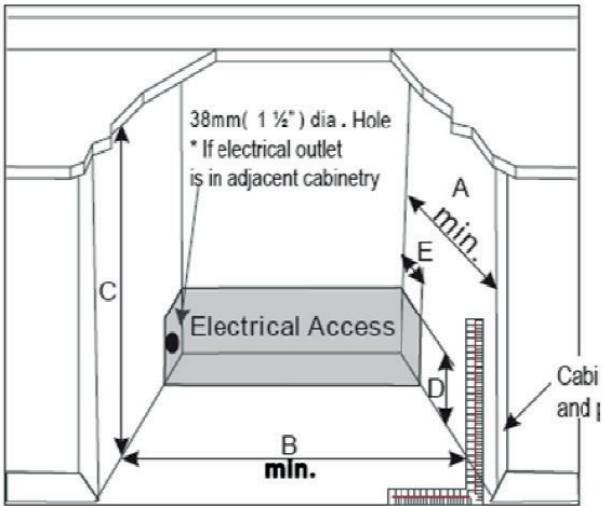
AVIVA

DIMENSIONS

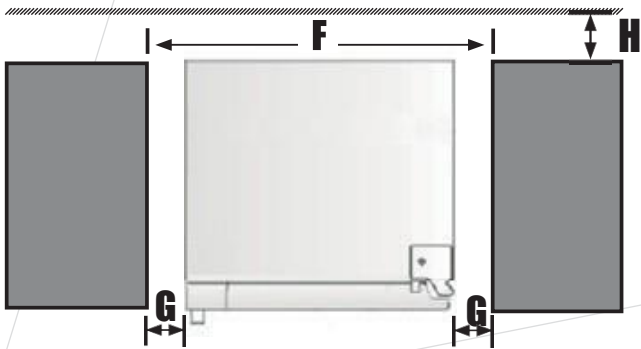


Product dimension		Inches
A	Product height	34 ¼"
B	Product width	15"
C	Product depth (Excluding door)	20 ⅞"
D	Product depth (Including door without handle)	22 ⅞"
E	Product Depth (Including door and handle)	24 ⅝"
Cabinet opening		
F	Width - Door flush installation	15 ½"
Minimum Clearance		
G	Side clearance - Flush with door - Full door rotation	¼"
H	Rear clearance	2"

INSTALLATION



Flush fit installation



A	626mm (min.24 ⅝")
B	392,7mm (15 ½")
C	876,35mm (34 ½")
D	152mm (6")
E	51mm (2") 25 mm (1") if electrical outlet is in adjacent cabinetry