

IRBP5170

Fully Integrated Appliances

LIEBHERR

Refrigeration and Freezing



home.liebherr.com

IRBP5170

Energy consumption (kWh / y)	278
Estimated Yearly Energy Cost in US \$	39
Sound rating dB(A)	34
Total capacity cu.ft. (l)	10.5 (296)
Refrigerator capacity cu.ft. (l)	7.0 (198)
BioFresh compartment cu.ft. (l)	3.5 (98)
Electronic control	Touch & Swipe
Defrost type	Automatic
Interior light	LightTower
Number of Glass Drawers	5 adjustable
Number of door racks	0
Refrigerator Temperature range °F (°C)	+37F to 48F (+3C to 9C)
Internal Water Dispenser	No
Door hinges	right, reversible
Door installation	Door on door
Product dimensions	
in inch (H / W / D)	69 11/16" + 11/16" / 22 1/16 / 21 7/16
in cm (H / W / D)	177.2-178.88 / 56 - 57.8 / 55
Cut out dimensions	
in inch (H / W / D)	69 13/16-70 7/16 22 1/16-22 1/2 21 11/16
in cm (H / W / D)	177,2 - 178,8 / 56 - 57 / 55,0
Net weight lbs. (kg)	161.2 (73.1)
Voltage V / Hz	203.5 (92.3)

* Energy Cost will depend on utility rates and use. Estimated energy cost based on a national average electricity cost of 14 cents per kWh.

** Noise output – according to EN 60704-3



Accessories

Door opening limitation (hinge pin)	9096214
Stainless steel panel w/ handle for 1 door appliance	9902007
FreshAir activated carbon filter	9882460

Features

Power Cooling

The fan – as powerful as it is quiet – distributes the cold air efficiently throughout the entire refrigeration compartment.

Super Silent

Noise levels are kept to a minimum thanks to virtually silent, speed-controlled, and sound-absorbing compressors

Open Stage

Inspired by refrigerated display cases in fine delicatessens, the OpenStage concept elegantly showcases your food. Thanks to the transparent glass drawers you can have everything perfectly displayed. In the bottom OpenStage drawer, practical dividers ensure bottles are held securely in place.

Light Tower

Enjoy an optimally illuminated interior: the LightTower shows off the food in its best light and is positioned so that all of your filled fridge is illuminated at all times. The flush mounting of the LightTower in the side walls means there is also more space for your food.

Bio Fresh

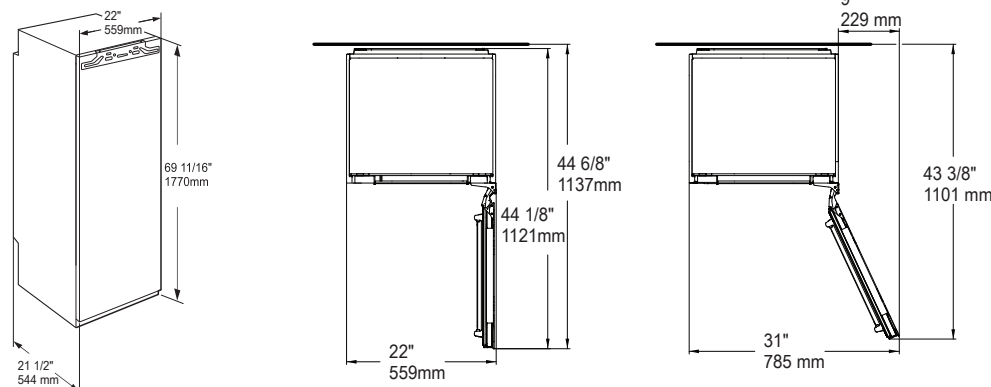
Preserve just-bought groceries for optimum food freshness, while sealing in flavors and maintaining essential vitamins and minerals.

Smart Device Box

Want to be prepared for the future of the Smart Home? The SmartDeviceBox can be set up in just a few steps and will open up the whole world of digital possibilities to you today.

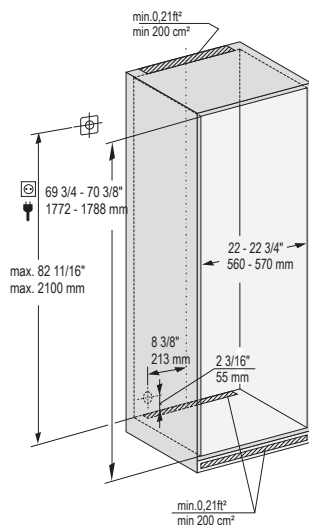
Diagrams

Product Dimensions



Important:
Stated product height dimensions consider leveled feet are fully inserted.

Frameless Dedicated Cabinet Box Dimensions



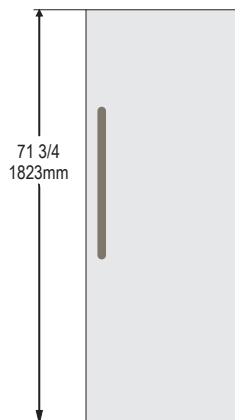
This is a fully integrated refrigerator appliance designed to be completely enclosed in a dedicated kitchen cabinet. This dedicated cabinet box must be constructed in accordance with the specified dimensions and must allow for sufficient air circulation to ensure proper operation. For more details about ventilation requirements, please refer to Design Guide.

A ventilation grill (included with the appliance) must be installed in the base of the dedicated box, for dimensions of the toe kick ventilation grill, please refer to page 45. The toe kick area of the Dedicated Cabinet Box can be recessed like the rest of the kitchen cabinets.

We recommend that the power outlet be located outside the dedicated cabinet box for easy access. Free length of the power cord is 6.9 ft. (2.1m).

3" of the cabinet needs to be surface finished as it is visible when the door is open.

Door Panel Dimensions



Custom panels should be at least 5/8"(16mm) and a maximum of 3/4"(19mm) thick and they should cover the front of the dedicated cabinet box.

For the exact size and design method, please refer to Design Guide.

Panel and handle max weight is 57 lbs. (26kg).

If using a "shaker style" panel that undershoots the minimum panel thickness, please be aware that you will need to use shorter screws than those supplied in the accessory pack.