

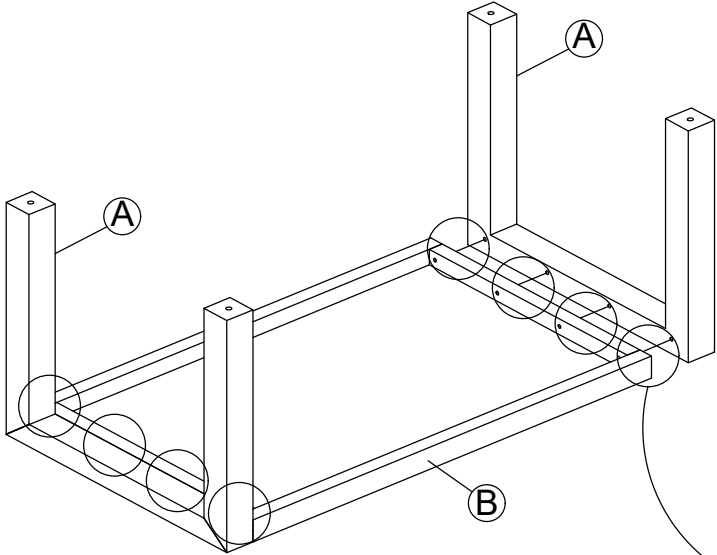
ASSEMBLY INSTRUCTION

Model : D4088DT

Description : Dining Table

Thank you for purchasing this quality product. Be sure to check all packing material carefully for small parts that may have come loose inside the carton during shipment.

Step 1:


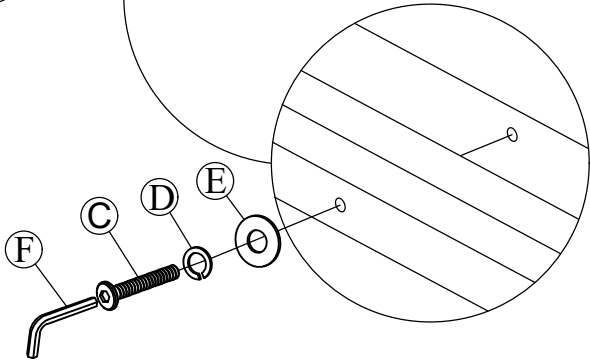


PART LIST:

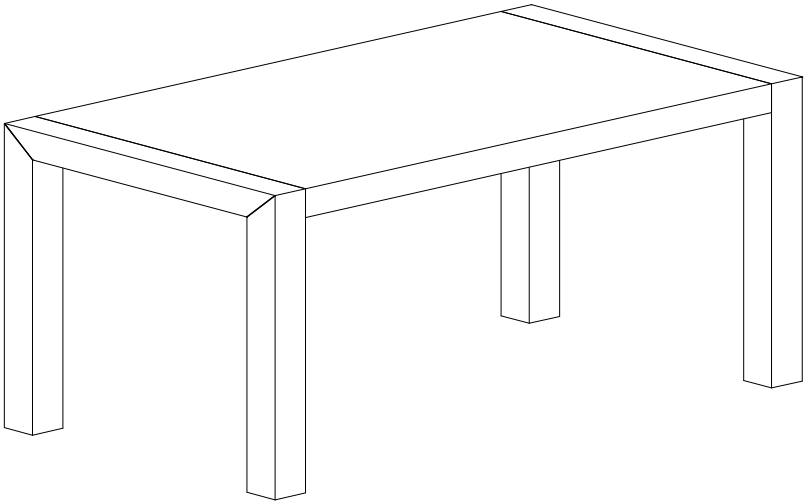
No.	Description	Diagram	Quantity
A	Table Top		1
B	Table Legs		2

HARDWARE LIST:

No.	Description	Diagram	size	Quantity
C	Bolt		Ø5/16" x 3-1/4"	8
D	Lock Washer		Ø5/16"	8
E	Flat Washer		Ø5/16"	8
F	Allen Key		M5	1



Finished



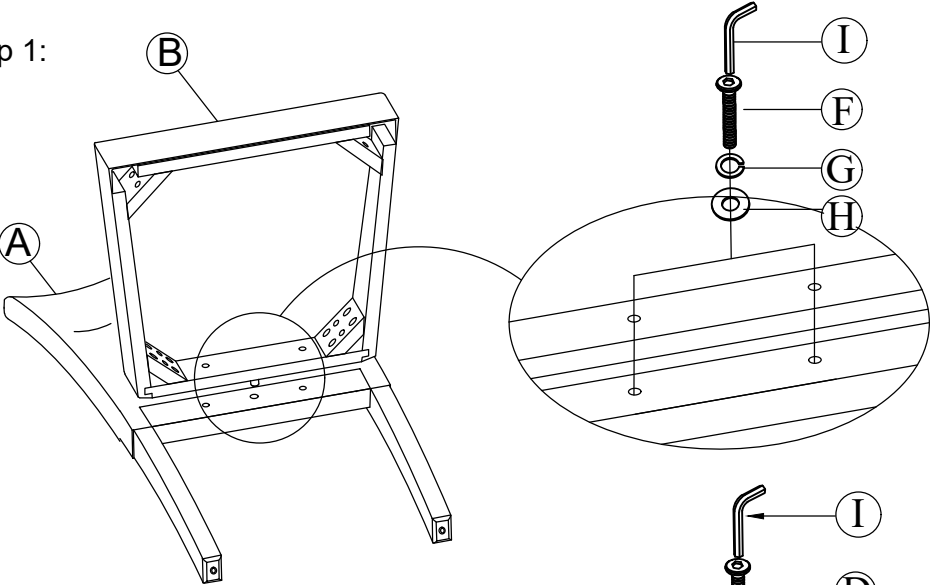
ASSEMBLY INSTRUCTION

Model : D86DC/D87DC

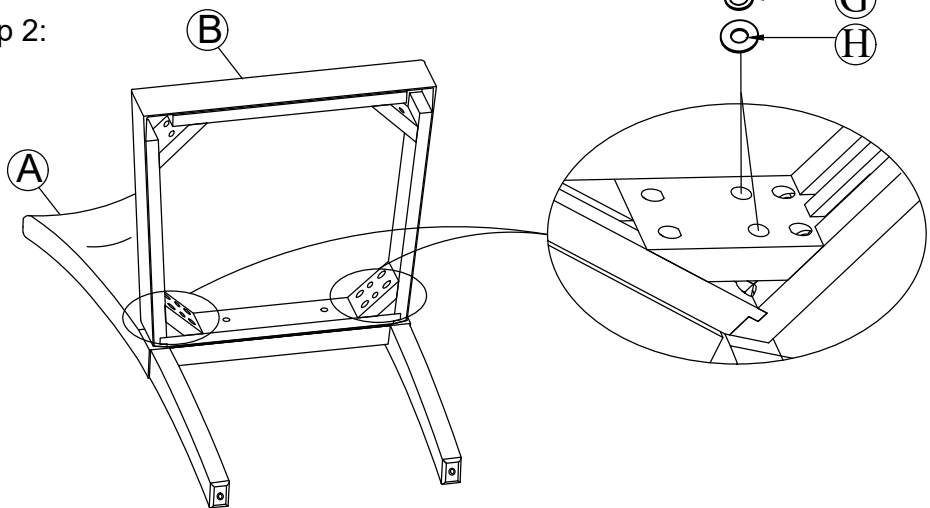
Description : Dining Chair

Thank you for purchasing this quality product. Be sure to check all packing material carefully for small parts that may have come loose inside the carton during shipment.

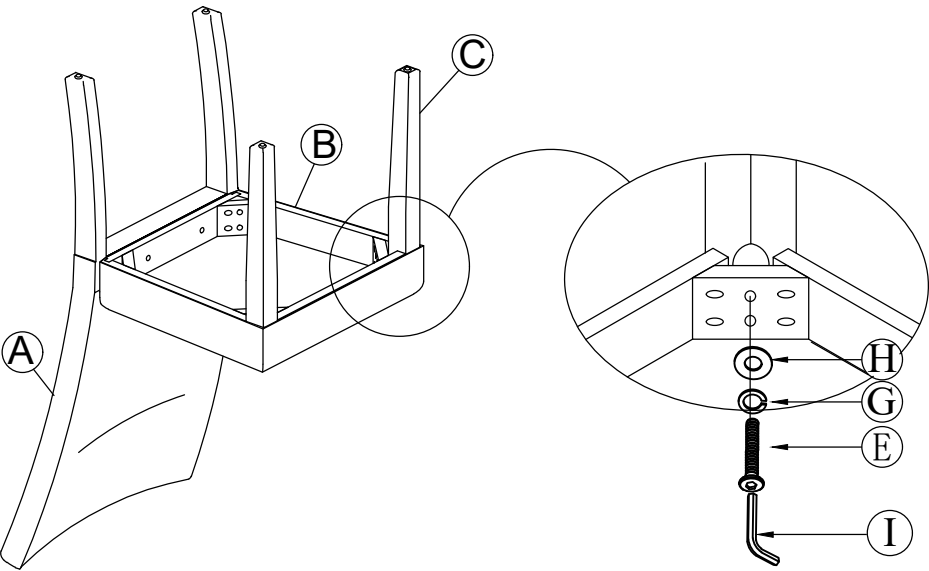
Step 1:



Step 2:



Step 3:




PART LIST:

No.	Description	Diagram	Quantity
A	Chair Back		2
B	Seat Cushion		2
C	Left front leg		4

HARDWARE LIST:

No.	Description	Diagram	size	Quantity
D	Bolt		Ø5/16" x 3-1/4"	8
E	Bolt		Ø5/16" x 2-3/8"	8
F	Bolt		Ø5/16" x 1-3/4"	4
G	Lock Washer		Ø5/16"	20
H	Flat Washer		Ø5/16"	20
I	Allen Key		M5	2

Finished



Made in Viet Nam