

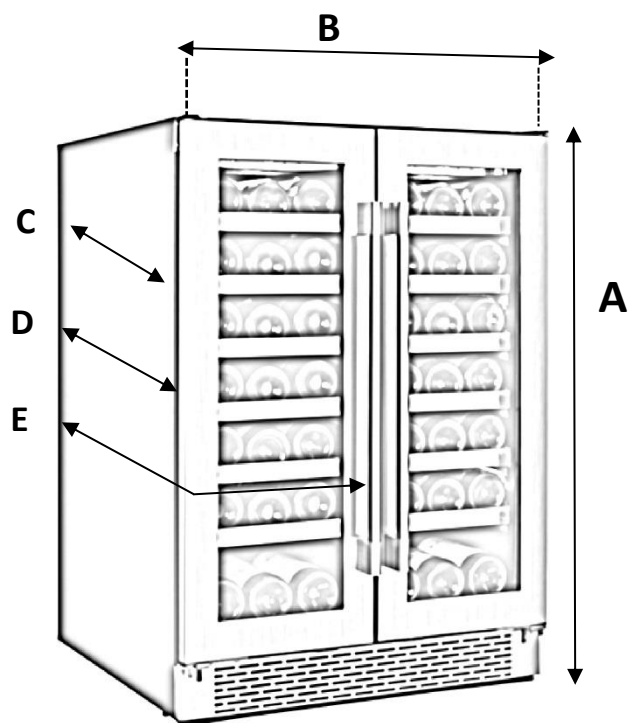


VWD42S

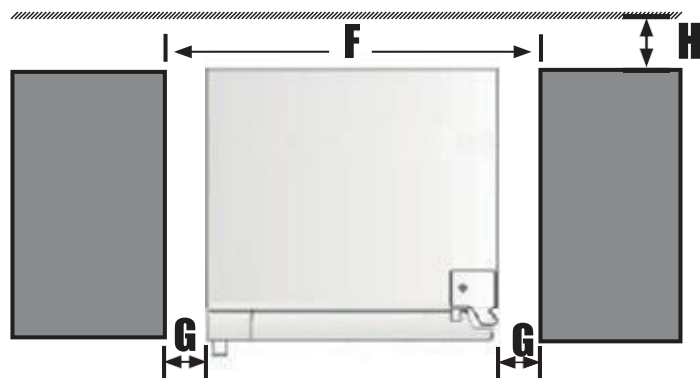
24" Beverage center- 2 zones



Selected Model	
Model number	VWD42S
Dimensions	
Width (in.)	23 4/5"
Depth (in.)	23 3/4"
Height (in.)	34 1/2"
Depth (in.) including door	23.25"
Depth (po) without the door and handle	21.75"
Depth, including door and handle	25.25"
Exterior Appearance	
Cabinet	Black
Color Appearance	Stainless Steel
Glass Door	Tinted with Low E Argon
Handle Type	Pro handle
Installation Type	Freestanding or Built-In
Kick Plate	Stainless Steel
Capacity	
Total Capacity	42 Bottles (59 cans)
Features	
Temperature zone(s)	2 (4-18° C/ 39-64° F)
Adjustable Temperature	4°-18° C
Control Type	Electronic
Interior lighting	LED (color options :white, blue, yellow) White LED
Product type	Beverage center Wine cooler
Shelves type	Wooden shelves Stainless steel frontage 3 Glass shelves
Warranty	
2 Year full Warranty	Entire appliance; parts and labour, in-home service
3-year total warranty	Compressor only



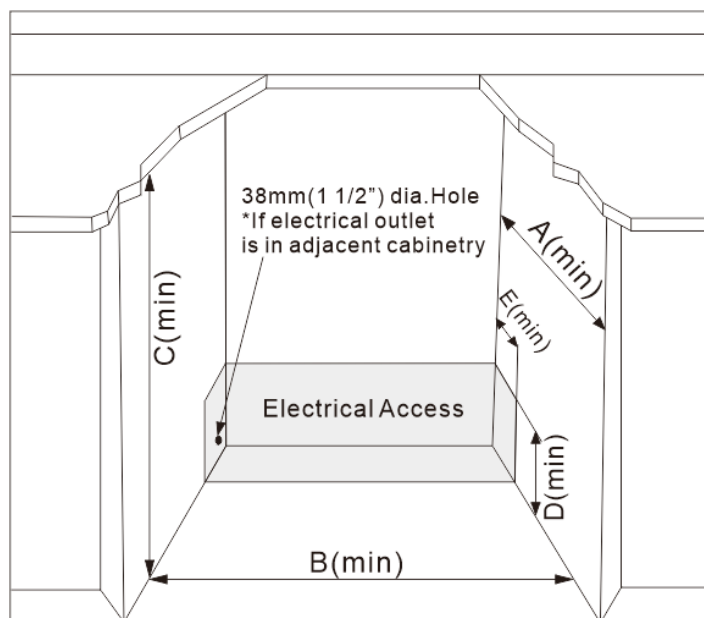
Installation
flush with wine cellar door



Product dimension		Inches
A	Product height	34.5"
B	Product width	23.75"
C	Product depth (excluding door)	21.75"
D	Product depth (Including door without handle)	23.25"
E	Product Depth (Including door and handle)	25.25"
Cabinet opening		
F	Width - Installation door flush	24"
	Minimum Clearance	
G	Side clearance-Flush with door – Full door rotation	1/8"
H	Rear clearance	1"

The information contained herein is based on sources that we believe to be reliable, but is not guaranteed by us, may be incomplete or may change without notice

Built in Installation guide. If your appliance is to be built-in, follow the diagram and chart below for appropriate dimensions.



A	610mm (min.24")
B	610mm (24") – flush fit
C	883mm (34 ³ / ₄ ")
D	152mm (6")
E	51mm (2")
	25mm (1") if electric outlet is in the adjoining cabinet.