

## 30" INDUCTION RANGE



A synthesis of beauty and functionality, the Majestic II series provides a premier cooking experience. As the centerpiece of your kitchen, it boasts handcrafted details such as rounded lines, custom finishes, ergonomic design, and innovative technology, inspired by the professional cooking world.

Fuel Type.....**Electric**

## OVEN COLORS



## TRIM\*

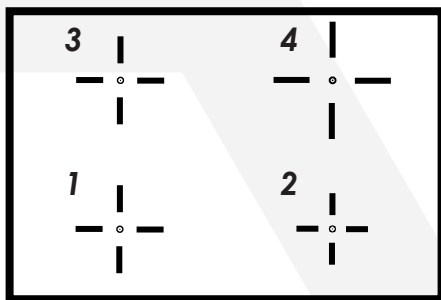


\*Trim colors are available for every range color.

## FEATURES

**Cooktop**

Cooktop surface.....Smooth top  
 Number of Elements.....4  
 Element Fuel.....Induction  
 Cooktop Control Type.....Knobs  
 Cooktop Control Location.....Front  
 Element Output No. 1.....1,850 Watts  
 Element Output No. 2.....1,400 Watts  
 Element Output No. 3.....1,850 Watts  
 Element Output No. 4.....2,300 Watts

**Oven**

Oven Fuel.....Electric  
 Oven Door Type.....Triple-Layer Glass Door  
 Oven Type.....Convection  
 Oven Cleaning Type.....Self-Clean Mode  
 Oven Control Type.....Display  
 Oven Control Place.....Front  
 Oven Light(s).....2  
 Oven Light Type.....LED  
 No. of Rack Holders.....6  
 Rack Placement Type.....Plain  
 Soft Close Door.....Yes  
 Display.....TFT Touchscreen  
 Broiler.....Electric  
 Child Safety Lock.....Yes  
 Timer.....Yes  
 Built-in Thermostat.....Yes  
 Internal Thermometer.....Yes

## INCLUDED

|                    |                  |
|--------------------|------------------|
| Range Hood.....No  | Oven Racks.....2 |
| Power Cord.....Yes | Oven Trays.....2 |
| Backsplash.....1   | Rotisserie.....1 |
|                    | Manual.....Yes   |

## POWER

Voltage.....220 v  
 Amperage.....50 amps  
 Hertz.....60 (Hz)  
 Power Cord Length.....45 11/16" / 116 cm  
 Power Cord Type.....Plug in

## RECOMMENDED ACCESSORIES

## MISCELLANEOUS

Warranty Length.....2 years  
 Warranty Type.....Limited  
 Actual Weight.....350 lbs / 158 kg  
 Product Material.....Stainless Steel

DIMENSIONS

RANGE

|                                    |                    |
|------------------------------------|--------------------|
| Range Width.....                   | 29 15/16" / 76 cm  |
| Range Height without legs.....     | 33 7/16" / 85 cm   |
| Range Min. Height with legs.....   | 34 1/16" / 86.5 cm |
| Range Max Height with legs.....    | 34 1/16" / 86.5 cm |
| Range Depth.....                   | 26 9/16" / 67.5 cm |
| Backsplash Width.....              | 29 15/16" / 76 cm  |
| Backsplash Height.....             | 2 6/16" / 6 cm     |
| Backsplash Depth.....              | 9/16" / 1.5 cm     |
| Oven Handle Length.....            | 21 1/16" / 53.5 cm |
| Oven Handle Depth over Range.....  | 2 3/16" / 5.5 cm   |
| Electric Power from bottom.....    | 11 7/16" / 29 cm   |
| Electric Power from left side..... | 5 2/16" / 13 cm    |

COOKTOP

|   |                   |
|---|-------------------|
| Cooktop Width.....                      | 29 15/16" / 76 cm |
| Cooktop Depth.....                      | 27 9/16" / 70 cm  |
| Cooktop Height.....                     | 1 9/16" / 4 cm    |
| Cooktop Front Lip Depth over Range..... | 2/16" / 0.3 cm    |
| Cooktop Back Lip Depth over Range.....  | 3/16" / 2 cm      |

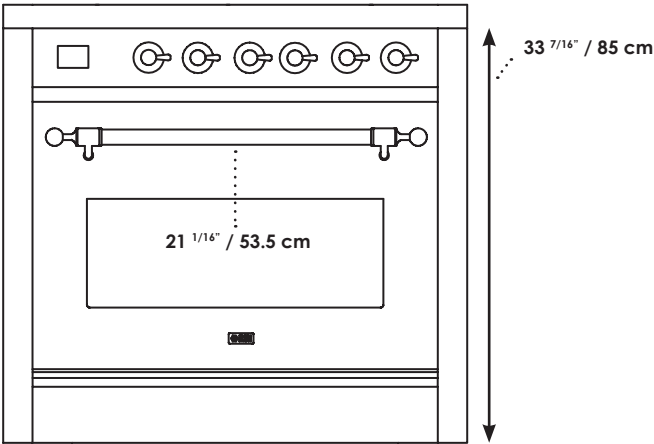
OVEN

|   |                    |
|---|--------------------|
| Oven Capacity.....                          | 4 cu. ft.          |
| Oven Depth with Door Open 90°.....          | 19 5/16" / 49 cm   |
| Oven Interior Width (Actual).....           | 25" / 63.5 cm      |
| Oven Interior Height (Actual).....          | 16 15/16" / 43 cm  |
| Oven Interior Depth (Actual).....           | 16 5/16" / 41.5 cm |
| Oven Interior Width (Usable).....           | 23 4/16" / 59 cm   |
| Oven Interior Height (Usable).....          | 16 15/16" / 43 cm  |
| Oven Interior Depth (Usable).....           | 16 5/16" / 41.5 cm |
| Height between Rack Plates.....             | 1 9/16" / 4 cm     |
| Height between lowest and highest rack..... | 9 7/16" / 24 cm    |

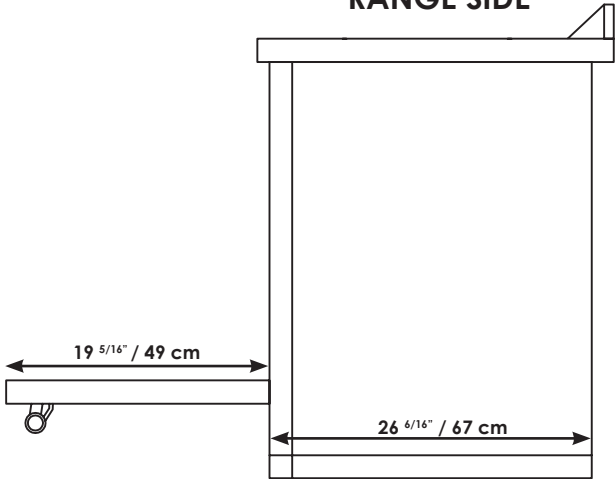
LEGS

|  |                 |
|--|-----------------|
| Range Leg Type.....                      | Leveling        |
| Range Leg Number.....                    | 4               |
| Adjustable Range Legs.....               | No              |
| Levelable Range Legs.....                | Yes             |
| Range Leg Min. Height.....               | 9/16" / 1.5 cm  |
| Range Leg Max. Height.....               | 9/16" / 1.5 cm  |
| Space Between Leg and Range (Side).....  | 0" / 0 cm       |
| Space Between Leg and Range (Front)..... | 1 15/16" / 5 cm |
| Space Between Leg and Range (Back).....  | 0" / 0 cm       |

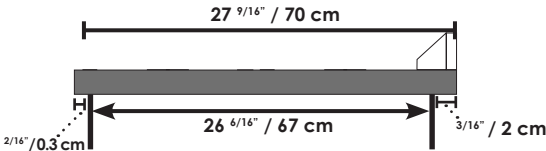
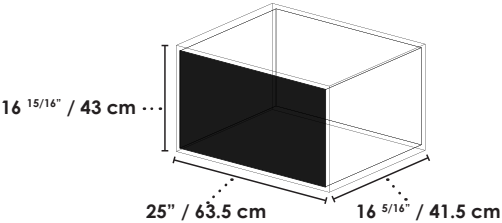
RANGE FRONT



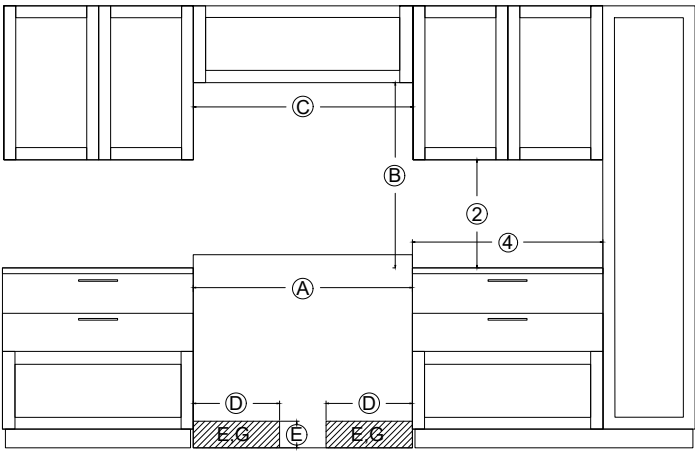
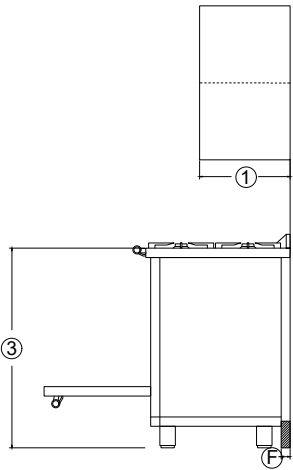
RANGE SIDE



Main Oven Capacity: 4 cu. ft.\*



\*Usable space differs from Actual space due to the rack placements and rotisserie.  
\*Oven Capacity's cubic feet is manufacturer's measurement prior to installation of broiler, oven racks, and convection fan.



THE SHADED AREA REPRESENTS THE INSTALLATION AREA FOR THE CONNECTIONS;  
E ; ELECTRIC CONNECTION  
G ; GAS

|   | DIMENSIONS                | DESCRIPTION   |
|---|---------------------------|---|
| 1 | 13" (330 mm)              | Maximum depth of top cabinet  |
| 2 | 18" (547 mm)              | Minimum distance to bottom edge of top cabinet  |
| 3 | 35 1/2"-37" (901-940 mm)  | Distance from the floor to cooktop surface  |
| 4 | 12"                       | Minimum distance from cooktop surface   |
| A | 29 15/16" (76 cm)         | Width of cabinet opening  |
| B | 30" (762mm)               | Minimum distance between the top of the cooking area and bottom of an unprotected combustible surface |
| C | 29 15/16" (76 cm)         | Width of the hood area  |
| D | Approx. 10 13/16" (274mm) | Maximum connection with right and left  |
| E | Approx. 4 1/2" (115mm)    | Maximum connection height   |
| F | Approx. 2 13/16" (72mm)   | Maximum connection depth  |