



<i>EAN code</i>	<i>8034122364377</i>
<i>Model Code</i>	<i>FP18P30W6SS-3 Wall - 30" (76cm) - Inox - 600 CFM</i>
<i>Collection</i>	<i>Professional</i>

FEATURES AND PROPERTIES

<i>Materials/Finishes</i>	<i>Scotch brite stainless steel</i>
<i>Lighting</i>	<i>Led 2x1,2 W - 3200 K</i> <i>Strip LED</i>
<i>Control</i>	<i>Knob control</i>
<i>Installation type</i>	<i>Wall</i>
<i>Ducting type</i>	<i>External ducting/Recirculating</i>
<i>Filters</i>	<i>Professional baffle filters, removable and dishwasher safe</i>
<i>Dimensions</i>	<i>30 in</i>

OPTIONAL ACCESSORIES

<i>Code</i>	<i>Description</i>
103050091	FFCHAR3C0BL - Round charcoal filter Ø 6' - Type 6
KACL.815	Protective cleaning cloths for stainless steel (box 10 pcs)
KCPHN.004#3F	Zeus Stainless steel Chimney 30"/76cm

ELECTRICAL CONNECTION AND CONSUMPTION

<i>Maximum consumption</i>	<i>340W</i>
<i>Voltage/Frequency</i>	<i>110-120V 60Hz</i>

ELECTRICAL CONNECTION AND CONSUMPTION

Connection type

Hood comes standard with Nema 5-15P power cord

BLOWER PERFORMANCE

Motor

600 CFM

TECNICAL SPECS OF COOKERHOOD WITH 600 CFM MOTOR

Motor Speed	1	2	3	4
CFM (rated at the motor)	210	295	395	600
Sones (estimated value)	1.5	3	4.25	6
Duct Size	6"	6"	6"	6"

WEIGHTS AND DIMENSIONS

Gross weight

69 lbs

Net weight

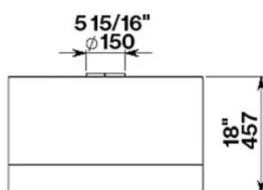
49 lbs

Packaging dimensions

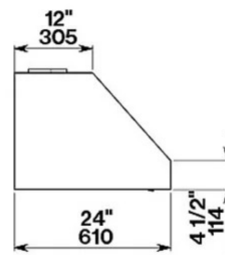
L 40 in H 30 in D 24 in

Notes

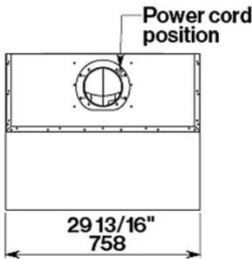
Recommended mounting height from cooking surface to hood bottom: 24" - 35"



Frontal view



Side view



Top view