

ASSEMBLY INSTRUCTION

MADE IN VIET NAM

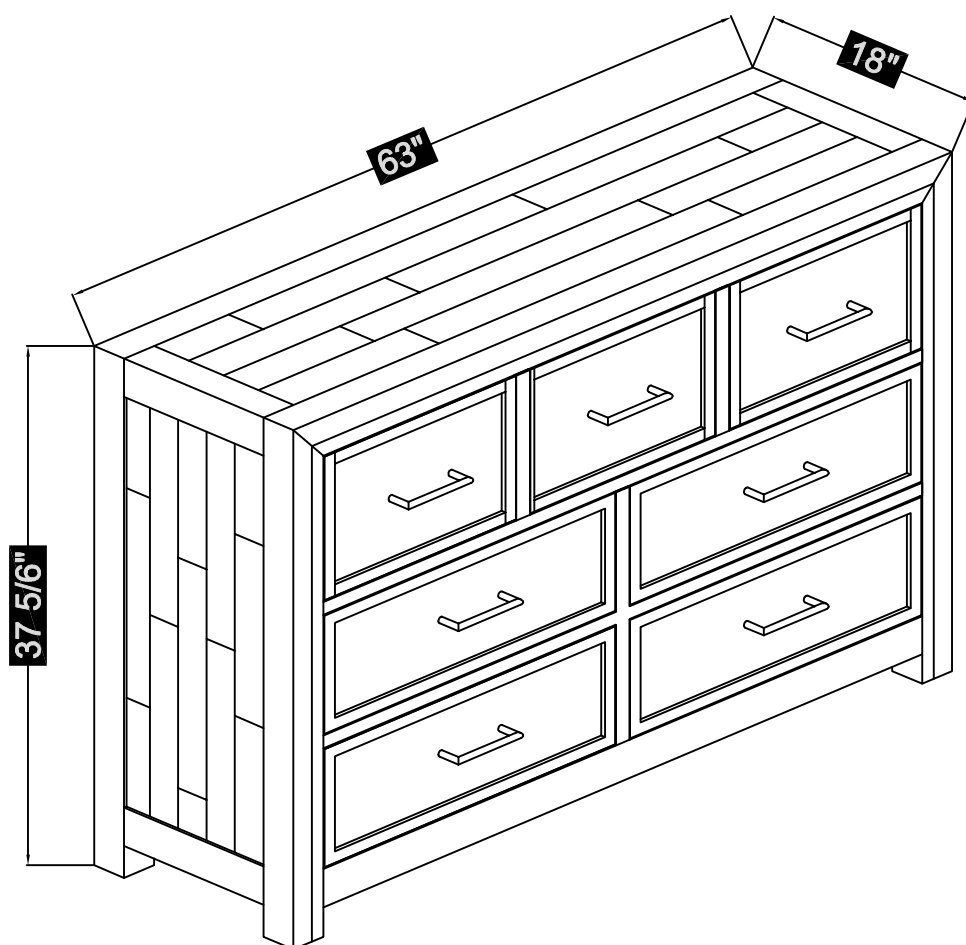
B744 - 01

Thank you for purchasing this quality product. Be sure to check all packing materials carefully for small parts that may have come loose inside the carton during shipment.

Before you start assembly: Please read all instructions carefully before beginning the assembly process. It is recommended that 2 people work together during assembly to prevent personal injury and to ensure that heavy or cumbersome parts are not damaged during the process.

CAUTION: For your safety, this product requires two people to lift

Assembled Dimensions

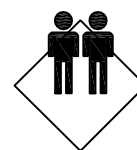


5 MINUTE

APPROXIMATE ASSEMBLY TIME

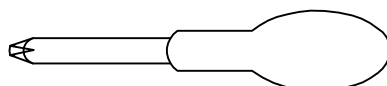


2 PERSONS



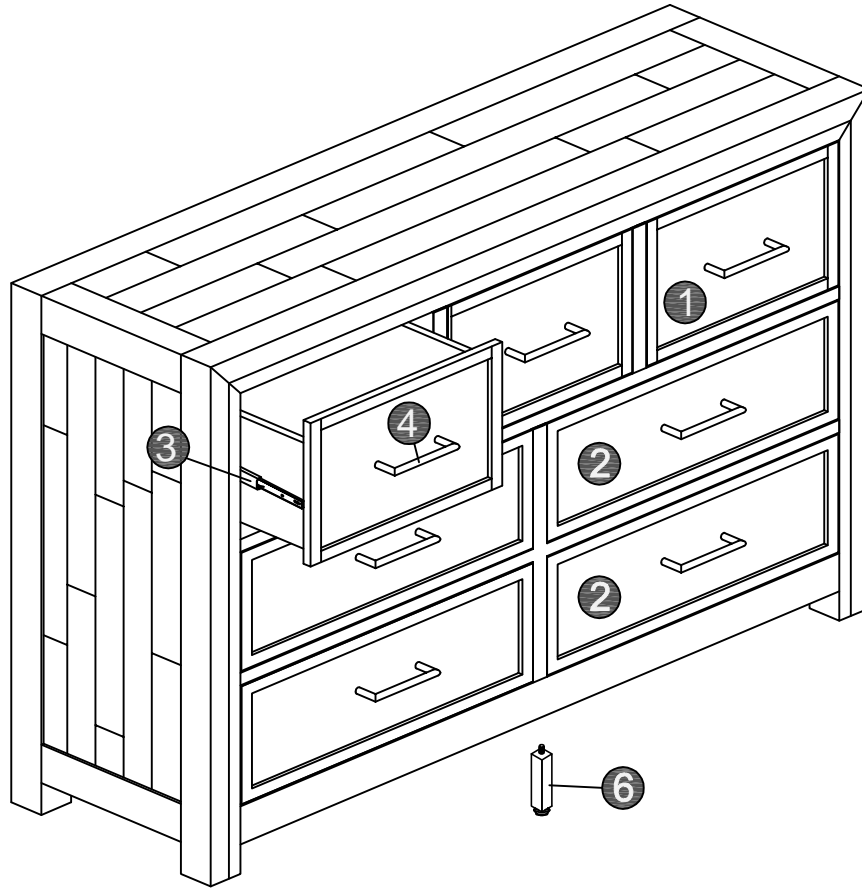
REQUIRED ASSEMBLY SPACE



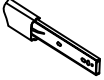



REQUIRED ASSEMBLY TOOLS



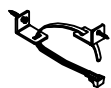
NOT PROVIDED

PART LIST



NO.		PART LIST	QTY
(1)		TOP DRAWER	3
(2)		LOWER DRAWER	4
(3)		BALL BEARING GLIDE (10" x 45mm)	14
(4)		HANDLE	7
(5)		BACK PANEL	1
(6)		SUPPORT LEG (Including leveler)	1

HARDWARE LIST



1x
A
TIP-OVER
RESTRAINT KIT

STEP 1

