

FISHER & PAYKEL

DATA SHEET Oven, 24"

Model no:

OB24SM16PLG1, OB24SM16PLB1

(refer page 2 for metric measurements)

| Product Dimensions | in |
|------------------------------------------------------------------------------------------|-----------|
| Ⓐ Overall height of oven | 23 9/16" |
| Ⓑ Overall width of oven | 23 7/16" |
| Ⓒ Depth of front frame (excludes dial, handle and front stainless trim) | 13/16" |
| Ⓓ Depth of oven chassis and front frame (excludes dial, handle and front stainless trim) | 22 1/4" |
| Ⓔ Depth of chassis | 21 7/16" |
| Ⓕ Height of chassis | 22 5/8" |
| Ⓖ Width of chassis | 21 7/8" |
| Ⓜ Height from bottom datum to top of oven door | 19 13/16" |
| Ⓢ Height from bottom datum to bottom of door | 1/2" |
| Ⓣ Height of control panel | 3 15/16" |
| Ⓚ Gap between door and control panel | 7/16" |
| Ⓛ Height from bottom datum to centerline of handle | 18 1/4" |
| Ⓝ Width of handle | 22 1/4" |
| Ⓞ Depth of handle (measured from front of door) | 1 5/8" |
| Ⓟ Thickness of handle | 5/8" |
| Ⓟ Depth of door when open (measured from front of door) | 18 1/8" |

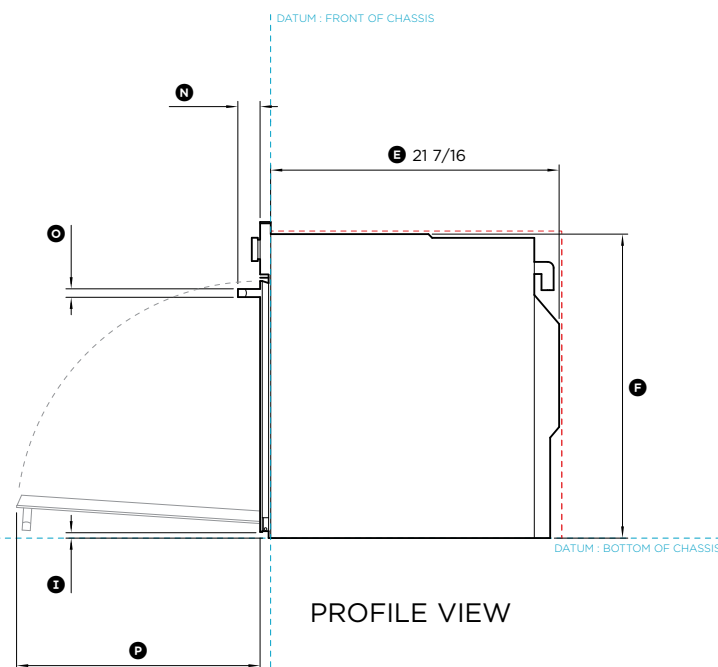
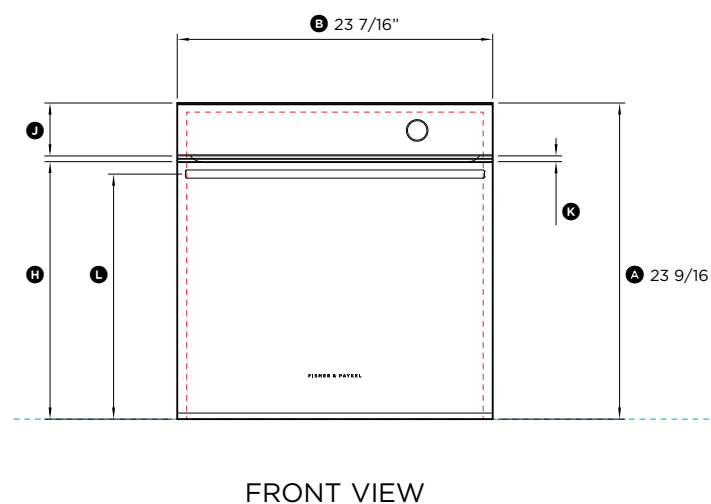
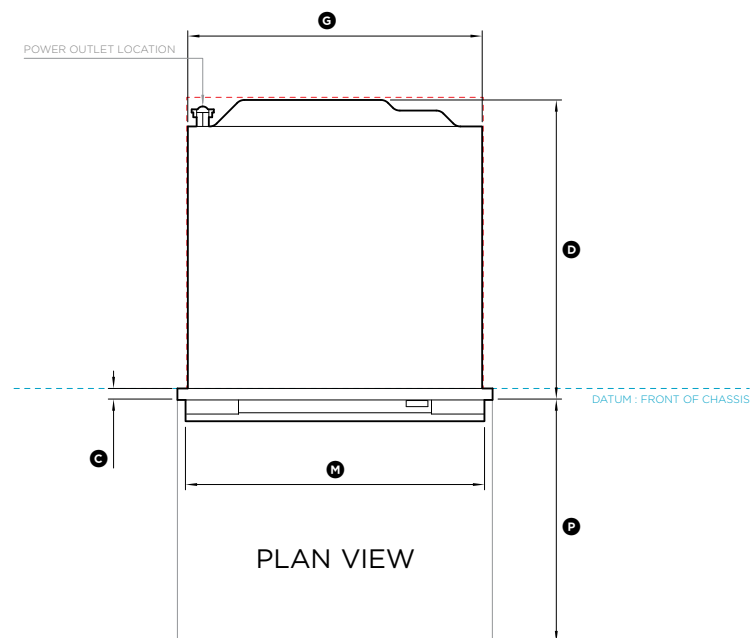
| Minimum Clearances | in |
|---------------------------------|-----------|
| Minimum inside height of cavity | 22 13/16" |
| Minimum inside width of cavity | 22 1/6" |
| Minimum inside depth of cavity | 21 5/8" |

IMPORTANT NOTE: For full installation and clearance details please refer to the installation guide.

INDICATES PRODUCT DATUM -----
INDICATES CABINETRY CLEARANCES -----

DATE: **08.08.2022**

IMPORTANT NOTE: Throughout this guide, dimensions may vary by ±2mm (1/16"). Please read the installation manual for detailed information on installing the product. For full installation instructions & specifications visit fisherpaykel.com



FISHER & PAYKEL

DATA SHEET Oven, 24"

Model no:

OB24SM16PLG1, OB24SM16PLB1

(refer page 1 for imperial measurements)

| Product Dimensions | mm |
|------------------------------------------------------------------------------------------|-----|
| Ⓐ Overall height of oven | 598 |
| Ⓑ Overall width of oven | 596 |
| Ⓒ Depth of front frame (excludes dial, handle and front stainless trim) | 20 |
| Ⓓ Depth of oven chassis and front frame (excludes dial, handle and front stainless trim) | 565 |
| Ⓔ Depth of chassis | 545 |
| Ⓕ Height of chassis | 575 |
| Ⓖ Width of chassis | 556 |
| Ⓗ Height from bottom datum to top of oven door | 487 |
| Ⓘ Height from bottom datum to bottom of door | 12 |
| Ⓢ Height of control panel | 100 |
| Ⓚ Gap between door and control panel | 11 |
| Ⓛ Height from bottom datum to centerline of handle | 464 |
| Ⓜ Width of handle | 565 |
| Ⓝ Depth of handle (measured from front of door) | 42 |
| Ⓞ Thickness of handle | 16 |
| Ⓟ Depth of door when open (measured from front of door) | 460 |

| Minimum Clearances | mm |
|---------------------------------|-----|
| Minimum inside height of cavity | 580 |
| Minimum inside width of cavity | 560 |
| Minimum inside depth of cavity | 550 |

IMPORTANT NOTE: For full installation and clearance details please refer to the installation guide.

INDICATES PRODUCT DATUM -----
INDICATES CABINETRY CLEARANCES -----

DATE: **08.08.2022**

IMPORTANT NOTE: Throughout this guide, dimensions may vary by $\pm 2\text{mm}$ (1/16"). Please read the installation manual for detailed information on installing the product. For full installation instructions & specifications visit fisherpaykel.com

