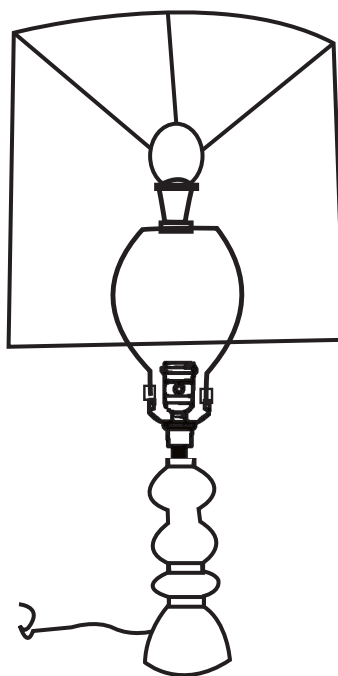




ASSEMBLY INSTRUCTIONS.

GWEN TABLE LAMP BLACK


DD-1049-02



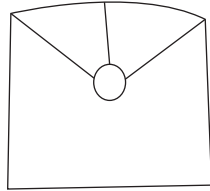
THANK YOU FOR YOUR PURCHASE!

Components in the box:

(1) Lamp Base - Part 1



(1) Lamp Shade - Part 2



Assembly Instruction:

- Remove the Uno Ring (A) From the Light Socket by unscrewing it counter clockwise
- Align & place the Lamp Shade (B) on top of the Light Socket
- Secure the Lamp Shade (B) by tightly Screwing the Uno Ring (A) back into place.

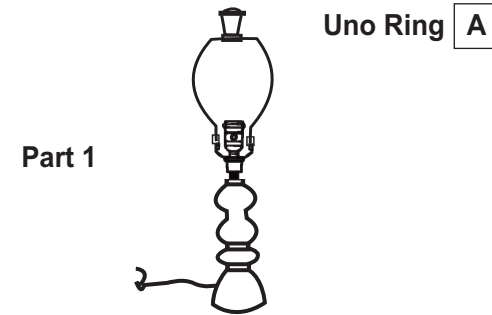
Care and use instruction:

Wipe clean with a soft, dry cloth.
Do not use harsh chemicals.

NOTES.

Thank you For purchasing this quality product! Be sure to check all packing material carefully for small part that may have come loose inside the carton during shipping.

STEP 1.



STEP 2.

