



967600 / ALL - BIG SANDY DIST., INC.

Warehouse: ADVANCE NC

Search the Catalog



Search for Availability



Blairhurst Queen Panel Bed


SKU - B916B2 (B916-54,B916-57,B916-97) | Status - Current

General Dimensions: Metric ☐
68.88" W x 90.38" D x 72.13" H


Weight : 334 lbs. | Cube : 39.09 ft

Style: Traditional
Showroom: Signature Design
Division: Signature Casegoods
Color: Light Grayish Brown


Size



California King



Queen



King

47 Available to Ship by :
Dec 10, 2024

PRODUCT DESCRIPTION

- Discover something exceptional with this queen panel bed. Its impressive mansion-style silhouette offers a casual traditional aesthetic embodied by classic-inspired decorative columns, inset framed panels and a relaxed grayish brown finish. Two overhead LED lights add cozy ambient lighting, exuding the calming mood you long for in the bedroom.
- Includes panel headboard, footboard with slats and rails
 - Made with hardwood solids, oak and ash veneer, cast resin components and engineered wood substrates
 - Tops with inlaid ash veneer border
 - Light warm grayish brown glazed wood finish
 - Breakfront pilasters
 - Inset picture frame panels

- Headboard features light bridge with 2 overhead LED lights
- Bed does not require a foundation/box spring
- Mattress available, sold separately
- Assembly required

DIMENSIONS

☐ General Dimensions: Metric

68.88" W x 90.38" D x 72.13" H

Inches	: 68.88" W x 90.38" D x 72.13" H	Carton: Inches Express Shipped: Inches Weight : 334 lbs. Cubes : 39.09 ft UPC	Unit of Measure: Qty Per Carton: 1	EA
--------	----------------------------------	--	---------------------------------------	----

Weight : 334 lbs. | Cube : 39.09 ft

Get To Know Us

Customer Care

Get Inspired

Copyright © 2024 Ashley Furniture Industries, LLC

[Website Information](#)

[Privacy](#) | [Legal Notices and Terms of Use](#)

Need Technical Support
[Click here to Contact Us](#)