

# ASSEMBLY INSTRUCTION

PAGE 1/3

MADE IN VIETNAM


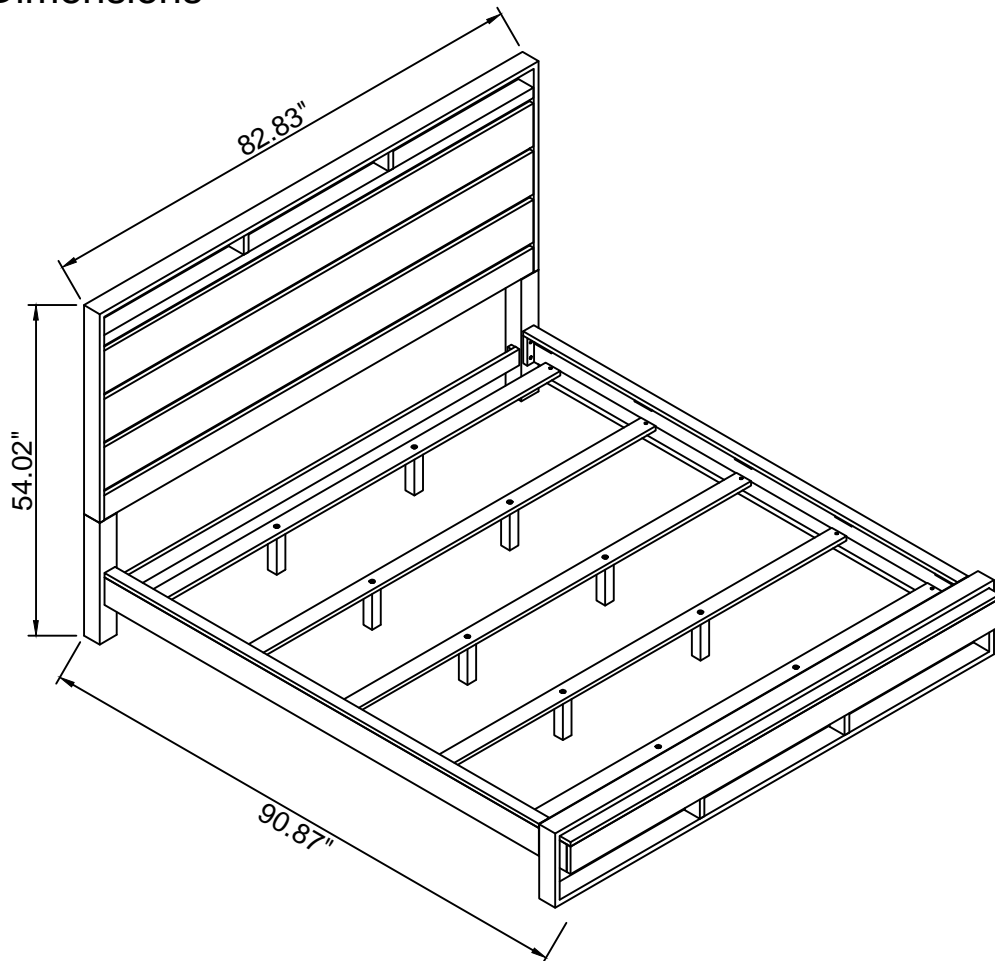
2632-22H/22F/21R KING BED

**Thank you for purchasing this quality product. Be sure to check all packing materials carefully for small parts that may have come loose inside the carton during shipment.**

Before you start assembly: Please read all instructions carefully before beginning the assembly process. It is recommended that 2 people work together during assembly to prevent personal injury and to ensure that heavy or cumbersome parts are not damaged during the process.


**CAUTION:** For your safety, this product requires two people to lift.

## Assembled Dimensions




30 minute

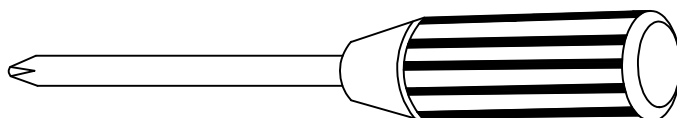
**APPROXIMATE ASSEMBLY TIME**



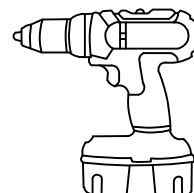
**2 PERSON**



**REQUIRED ASSEMBLY SPACE**



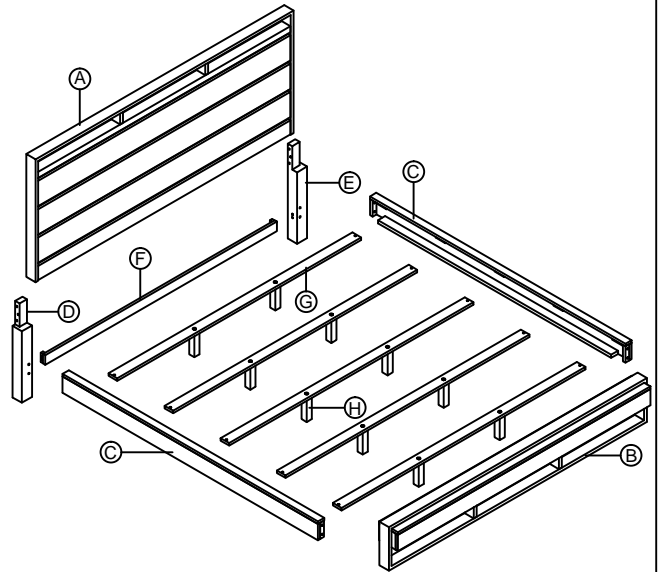
**RECOMMENDED ASSEMBLY TOOLS**










**NOT  
PROVIDED**

## PART LIST

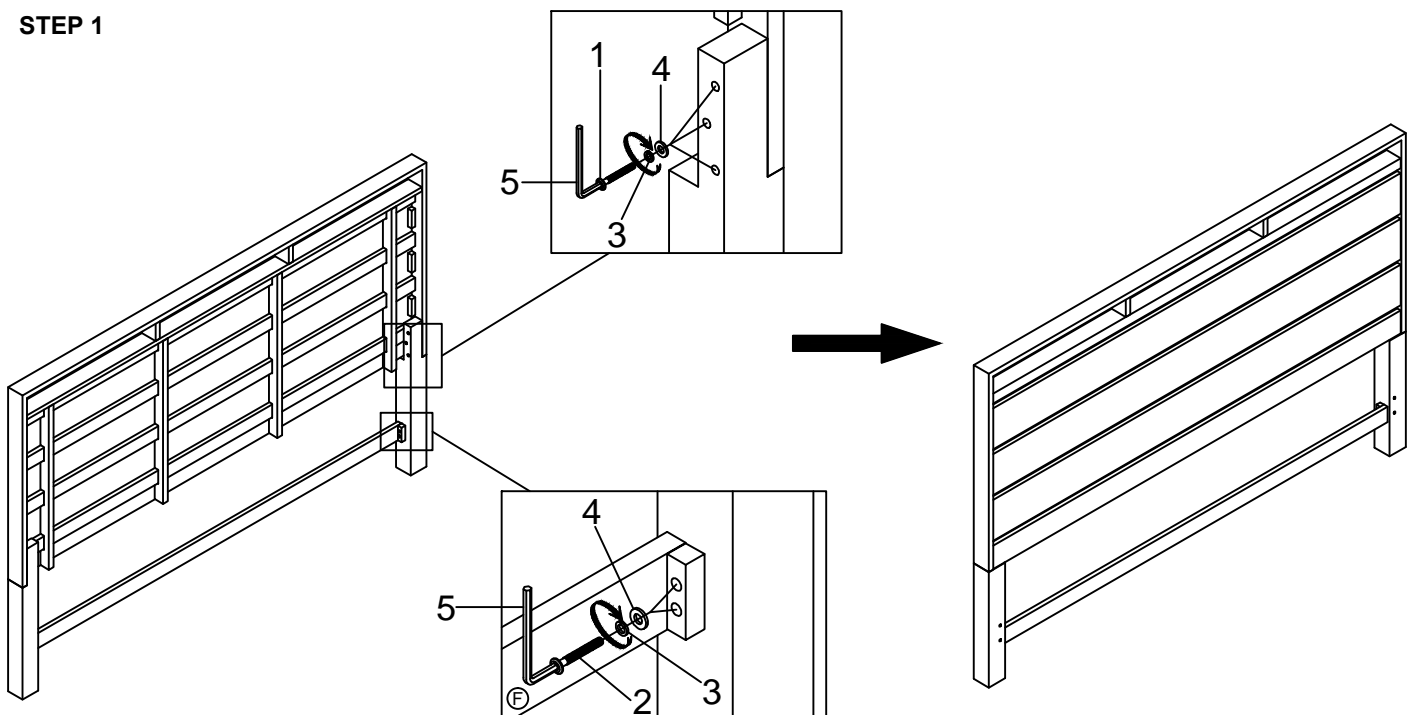
NO	PARTLIST	QTY
A	HEADBOARD EHF # N/A	1 PC
B	FOOTBOARD EHF # N/A	1 PC
C	SIDE RAIL EHF # N/A	2 PCS
D	HEADBOARD LEG LEFT EHF # PB2632-LHBLG	1 PC
E	HEADBOARD LEG RIGHT EHF # PB2632-RHBLG	1 PC
F	CROSSBAR EHF # PB2632-22CROSSBR	1 PC
G	SLAT EHF # PB2632-22SLAT	5 PCS
H	SUPPORT LEG EHF # PB2632-SSPRTL	10 PCS



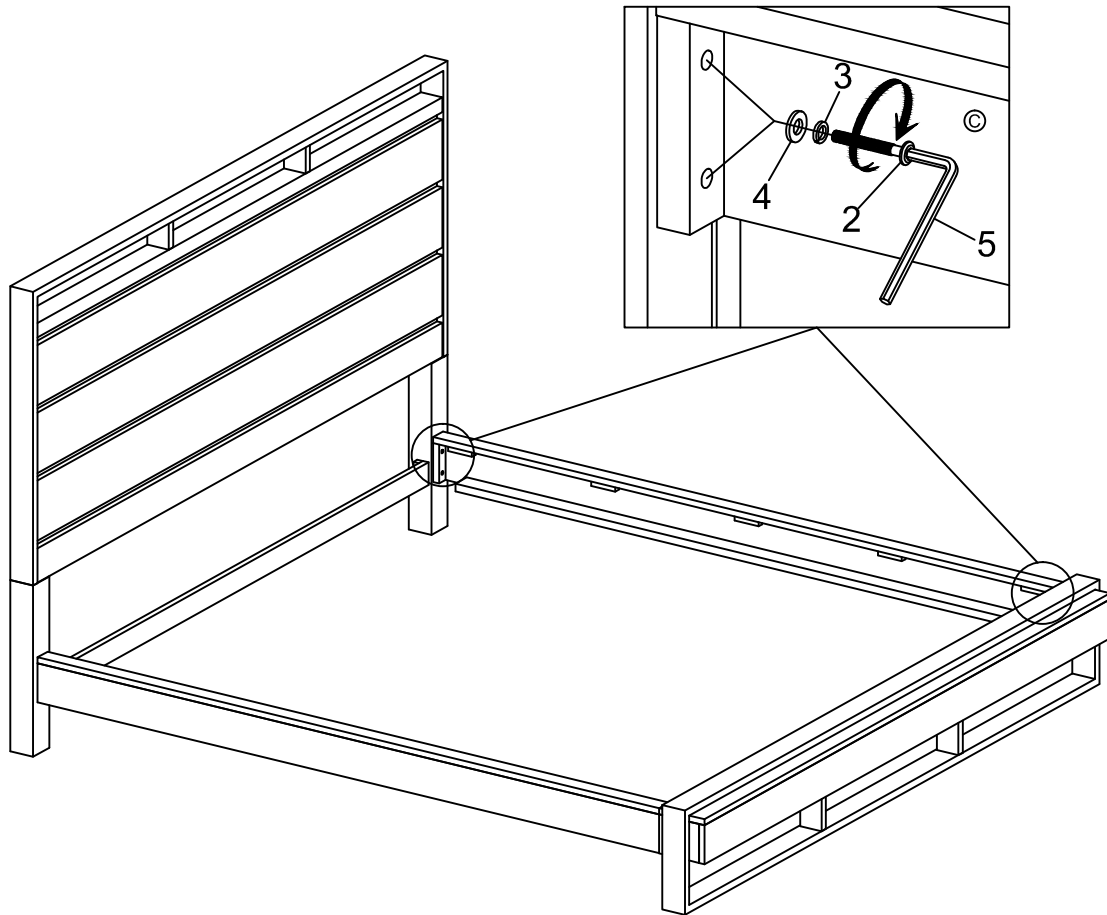
## HARDWARE LIST

1		M6 X 80mm FLAT HEAD HEX BOLT EHF # HDWR- PU2632-21/22HDWR	<b>x6</b>
2		M6 X 38mm FLAT HEAD HEX BOLT EHF # HDWR- PU2632-21/22HDWR	<b>x12</b>
3		1/4" SPRING WASHER EHF # HDWR- PU2632-21/22HDWR	<b>x18</b>
4		2mm FLAT WASHER EHF # HDWR- PU2632-21/22HDWR	<b>x18</b>
5		M4 ALLEN KEY LONG WITH BALL EHF # HDWR- PU2632-21/22HDWR	<b>x1</b>
6		SCREW M4 X 25 EHF # HDWR- PU2632-21/22HDWR	<b>x10</b>
7		LEVELER EHF # PB2632-FLVLR	<b>x10</b>

## STEP 1



## STEP 2



## STEP 3

