

JBS460DM

GE® ENERGY STAR® 30" Free-Standing Electric Range

DIMENSIONS AND INSTALLATION INFORMATION (IN INCHES)

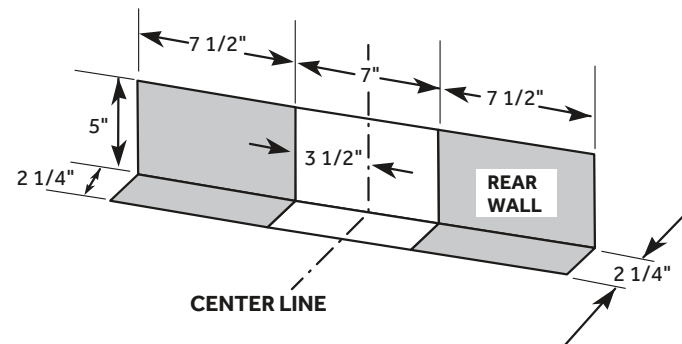
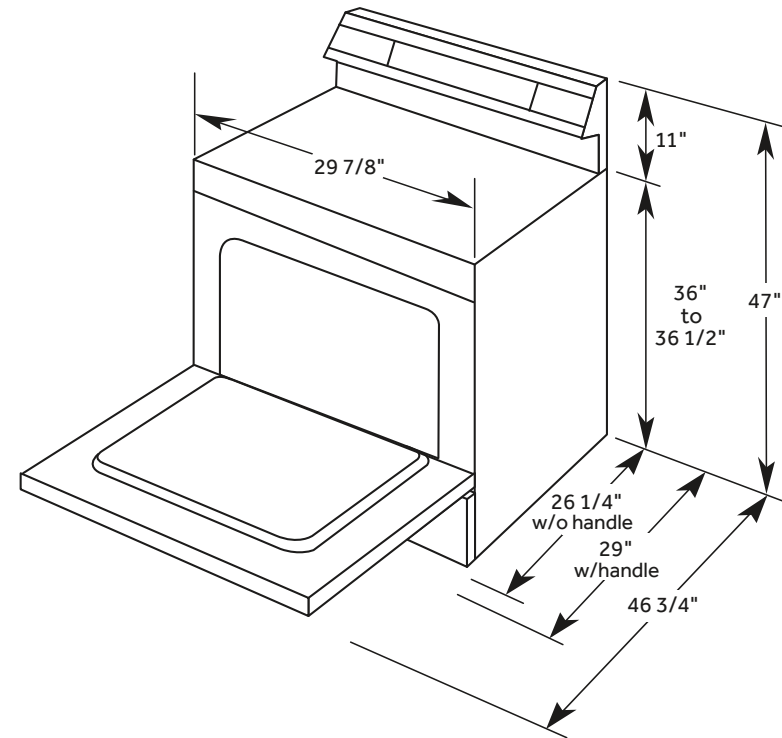
Receptacle Locations: Locally approved flexible service cord or conduit must be used because terminals are not accessible after range installation. See shaded area in drawing for location of electrical outlet box. Recommended outlet locations allow range to be installed directly against wall.

Note: This appliance has been approved for 0" spacing to adjacent surfaces above the cooktop. However, a 6" minimum spacing to surfaces less than 15" above the cooktop and adjacent cabinet is recommended to reduce exposure to steam, grease splatter and heat.

Installation Information: Before installing, consult installation instructions for current dimensional data and additional requirements.

KW Rating	
240V	11.5
208V	8.8
Breaker Size	
240V	40 Amps†
208V	40 Amps†

†Note: Check local codes for required breaker size.



For answers to your Monogram, Café™, GE Profile™ or GE Appliances product questions, visit our website at geappliances.com or call GE Answer Center® Service, 800.626.2000.



All GE Appliances ranges are equipped with an Anti-Tip device. The installation of this device is an important, required step in the installation of the range.



Specification Revised 2/25

JBS460DM

GE® ENERGY STAR® 30" Free-Standing Electric Range

Features and Benefits

Front controls - Minimize need to reach.

5.0 cu. ft. oven capacity - Cook more dishes at once.

Sensi-Temp Technology - Enjoy the same cooking power as a traditional coil with an added safety feature that meets new UL858 Household Electric Ranges Standard for Safety.


Dual-element Bake - Upper and lower elements produce even heat and great results.

Standard clean oven - Smooth surface and rounded corners make cleanup quick and easy.

Removable full-width storage drawer - Store cookware or kitchen accessories.

Model JBS460DMWW – White

Model JBS460DMBB – Black



GE APPLIANCES