

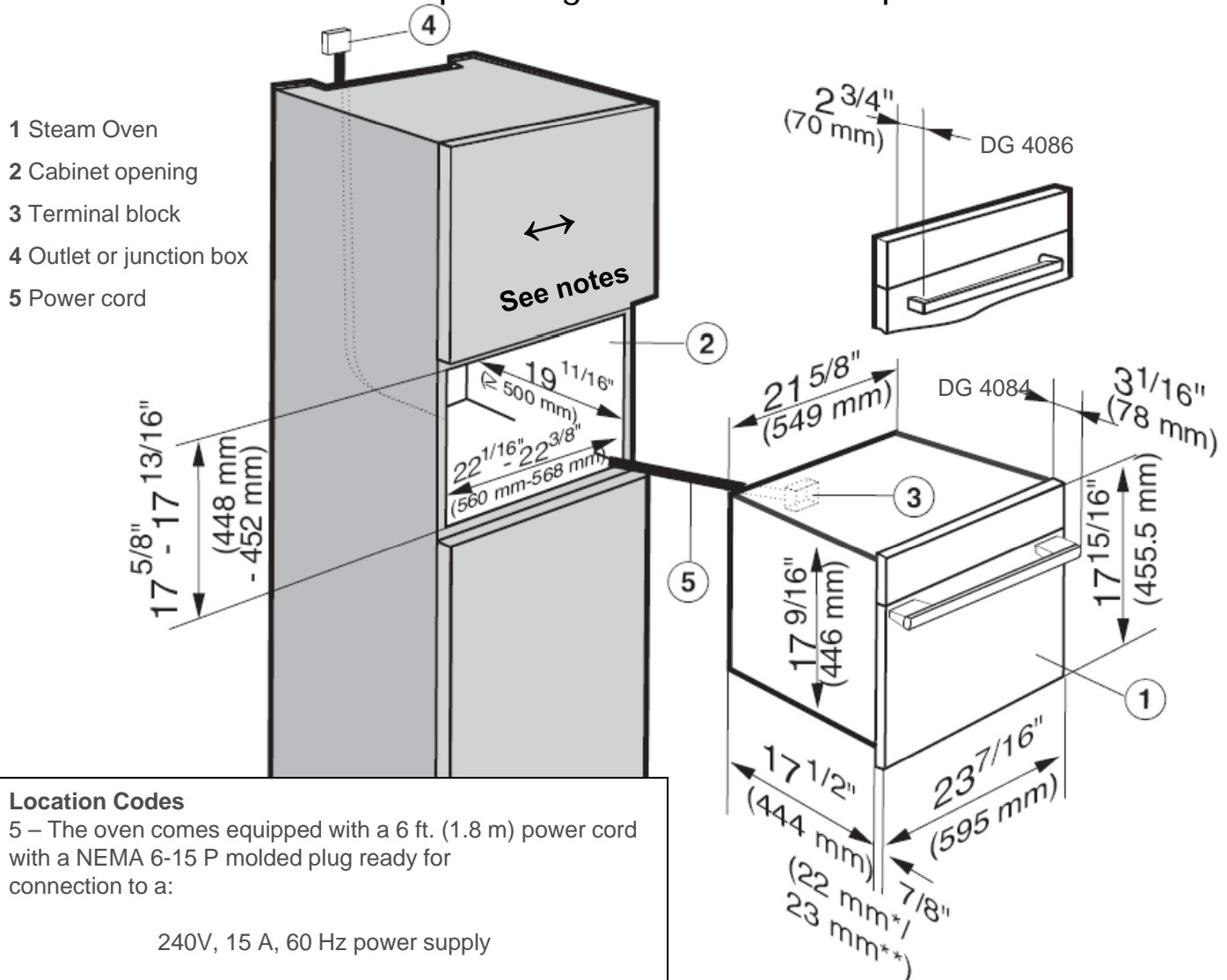
Product and Cut-out Dimensions

Page 1 of 3

Convection Steam Oven

DG 4084 MasterChef Classic Design with DS 4045 Signature Series Handle

DG 4086 MasterChef Europa Design with DS 4043 Square Series Handle



Miele appliances can be installed flush or proud. Discuss your installation requirements with your architect, designer and installer.

* Appliances with glass front

Appliances with metal front

Varied thickness

Note: Drawing is not to scale

Specification Sheets OJS 12202011

All installations must be done in accordance with local codes.

Product and Cut-out Dimensions

Page 2 of 3

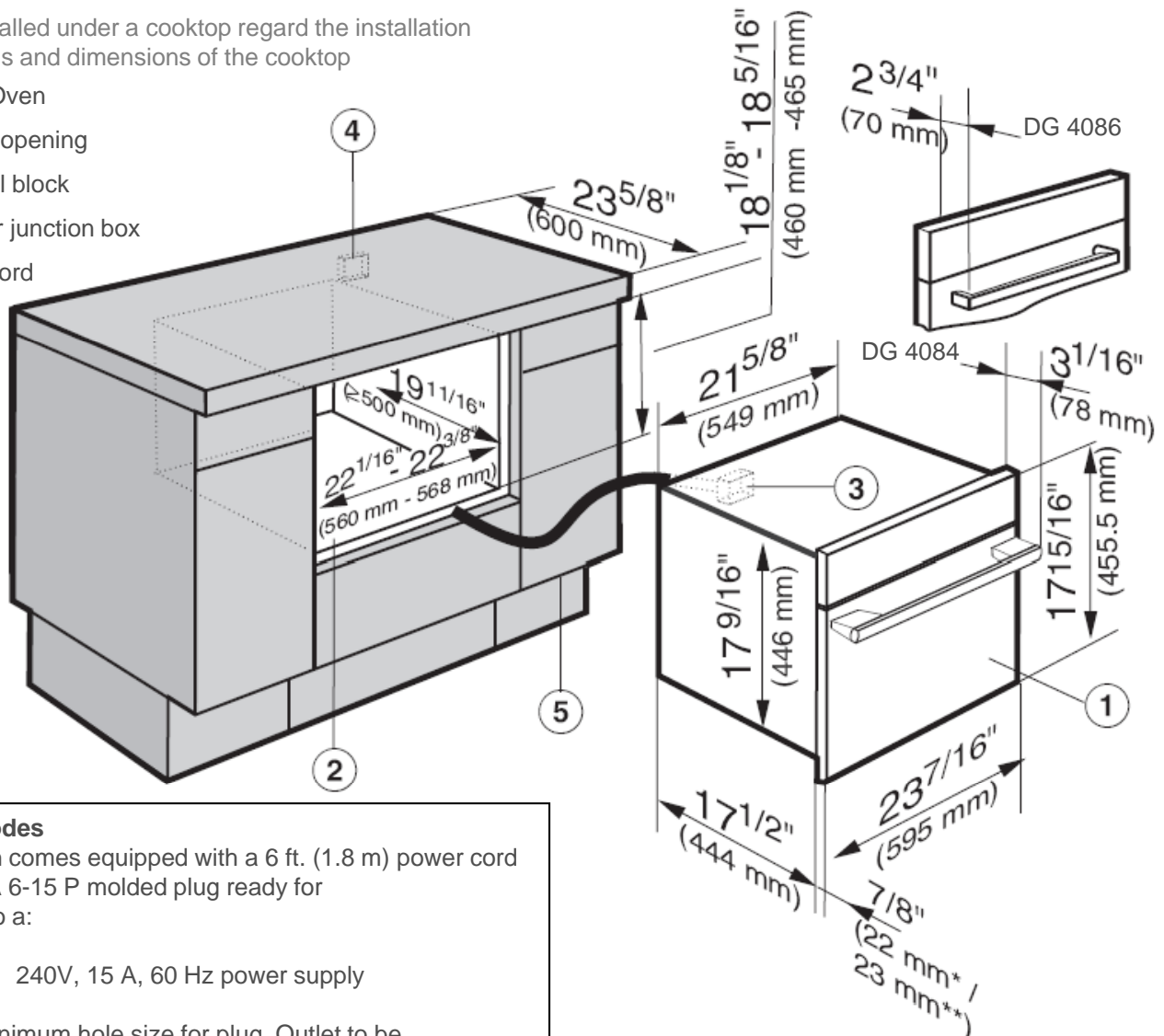
Convection Steam Oven

DG 4084 MasterChef Classic Design with DS 4045 Signature Series Handle

DG 4086 MasterChef Europa Design with DS 4043 Square Series Handle

When installed under a cooktop regard the installation instructions and dimensions of the cooktop

- 1 Steam Oven
- 2 Cabinet opening
- 3 Terminal block
- 4 Outlet or junction box
- 5 Power cord



Location Codes

5 – The oven comes equipped with a 6 ft. (1.8 m) power cord with a NEMA 6-15 P molded plug ready for connection to a:

240V, 15 A, 60 Hz power supply

4 – $2\frac{1}{2}"$ minimum hole size for plug. Outlet to be installed in adjacent cabinetry

Notes

Width with optional Classic EBA Trim Kits:

22996178USA **EBA 5470** $27\frac{3}{8}"$ Width

$26" - 26\frac{1}{4}"$ Cabinet Cutout

$28\frac{3}{4}" - 28\frac{1}{2}"$ Cabinet Cutout

Width with optional Europa EBA Trim Kits:

22996191USA **EBA 5570** $27\frac{3}{8}"$ Width

$26" - 26\frac{1}{4}"$ Cabinet Cutout

22996192USA **EBA 5576** $29\frac{13}{16}"$ Width

$28\frac{3}{4}" - 28\frac{1}{2}"$ Cabinet Cutout

All installations must be done in accordance with local codes.

Miele appliances can be installed flush or proud. Discuss your installation requirements with your architect, designer and installer.

* Appliances with glass front

Appliances with metal front

Varied thickness

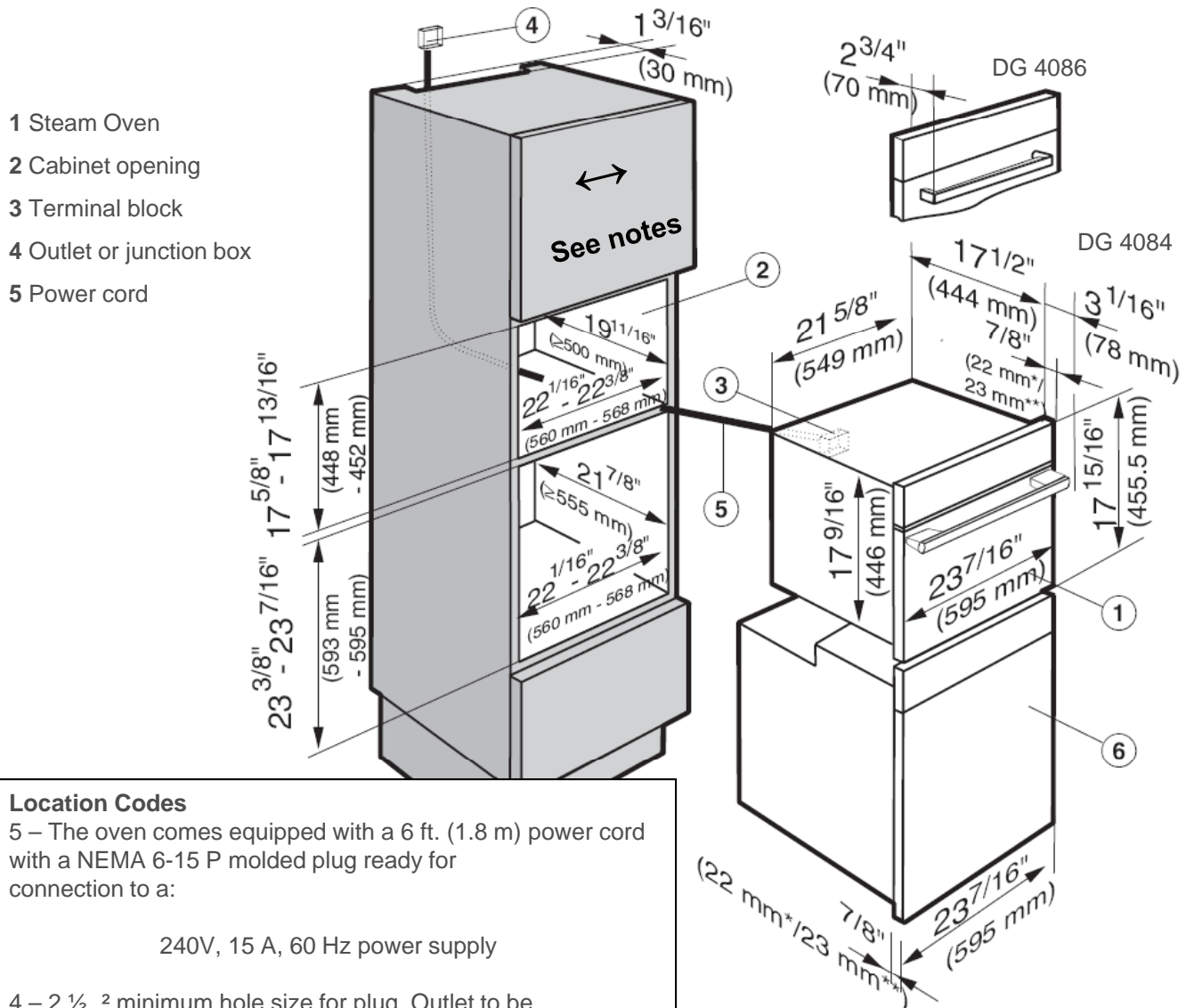
Note: Drawing is not to scale

Specification Sheets OJS 12202011

Convection Steam Oven

DG 4084 MasterChef Classic Design with DS 4045 Signature Series Handle

DG 4086 MasterChef Europa Design with DS 4043 Square Series Handle



Location Codes

5 – The oven comes equipped with a 6 ft. (1.8 m) power cord with a NEMA 6-15 P molded plug ready for connection to a:

240V, 15 A, 60 Hz power supply

4 – 2 ½" minimum hole size for plug. Outlet to be installed in adjacent cabinetry

Notes

Width with optional Classic EBA Trim Kits:

22996178USA **EBA 5470** 27 3/8" Width

26" – 26 ¼" Cabinet Cutout

28 3/4" – 28 1/2" Cabinet Cutout

Width with optional Europa EBA Trim Kits:

22996191USA **EBA 5570** 27 3/8" Width

26" – 26 1/4" Cabinet Cutout

22996192USA **EBA 5576** 29 13/16" Width

28 3/4" – 28 1/2" Cabinet Cutout

~~All installations must be done in accordance with local codes.~~

Miele appliances can be installed flush or proud. Discuss your installation requirements with your architect, designer and installer.

* Appliances with glass front

Appliances with metal front

Varied thickness

Note: Drawing is not to scale

Specification Sheets OJS 12202011