

PWLCL148SS

PRO Canopy Hood


YALE
APPLIANCE

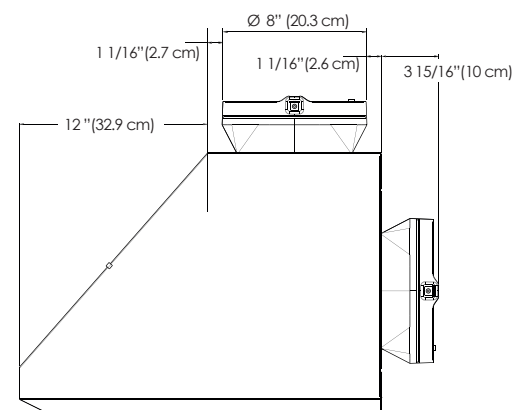
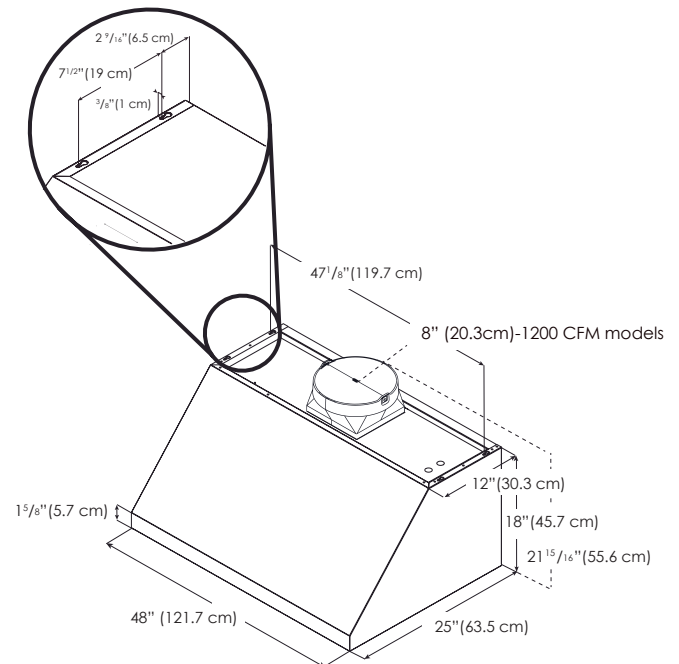


For homeowners who are passionate about the culinary arts, the seamless welded corner craftsmanship, traditional styling and gleaming stainless steel of this hood, provides the look and performance expected from a professional-grade range hood.

With the new backlit hidden knob controls and traditional baffle filters, it is available in 48" and equipped with a 1200 CFM to support all cooking needs. Designed for standard ducted ventilation only.

MOUNTING HEIGHT RANGE








 $\geq 24" \geq 30"$



SPECIFICATIONS

Width:	48" Unit
Model:	PWLCL148SS
Dimensions:	48"W x 25"D x 18"H
Blower Type(internal):**	1200 CFM(4-speed)
Noise (sones):**	2 - 8.5 Sones
Finish:	Stainless Steel
Controls:	Fully Retractable Rotating Knobs with White Backlighting
Illumination: (Replaceable Lamps 1 Intensity)	4 LED, 6.5 Watts 3000 KELVIN 540 LUMEN/Lamp
Grease Filter:	(3) Grease Collecting Stainless Steel Baffle
Duct Transition:	8" Round with Backdraft Damper (top and rear)
Installation Type:	Ducted or Recirculating with Kit
Mounting Height Range:	Electric ≥ 24", Gas ≥ 30"
Electrical:	120V - 60 Hz, 926 Watts
ACCESSORIES: Long Chimney Ext. 6": Long Chimney Ext. 12": Heat Lamp w/2 175W bulbs: Stainless Steel Backsplash: External Blower Shell Kit: Inline Blower Shell Kit: RECIRCULATING KITS: Carbon Filters: Metal Deflector:	ACC02164 ACC02165 ACC015511 ACC0142870 ACC0179547 (8" or 10" duct size compatible, only for 1200 CFM models) ACC0179549(8" or 10" duct size compatible, only for 1200 CFM models) ACC0192765 (Contains 4 round carbon filters) ACC0192763 (8" round metal deflector for 1200 CFM models)
WARRANTY:	Two (2) years parts & in-home labor

FEATURES

-  **QUIET SYSTEM** - Specialized technology that allows reducing sound levels of your hood, which can effectively decrease noise by more than 35%.
-  **Grease Collecting Baffle Filters** - Intended for high airflow cooking, Their "S" shape design and Stainless Steel finish is crafted to capture significant amounts of grease.
-  **Thermal barrier** - The system detects extreme temperatures above 158 degrees and automatically increases the blower speed to HIGH.
-  **AIR FLOW CONTROL** - AFC technology enables the user to reduce the maximum blower CFM achieving <300 CFMs, to meet local code requirements.
-  **Fine precision** - Constructed with great attention to detail with High-quality stainless steel, result in a seamless and flawless finish.
-  **Superior performance** - High performance ventilation with a 1200 CFM Blower.

AIRFLOW CONTROL

Air Flow Control technology enables the user to reduce the maximum blower CFM of your hood achieving <300 CFMs, to meet local code requirements.

This model includes an Electronic Bypass Kit that needs to be placed at the moment of installing.