

SO30CE/B/TH



FEATURES

10 cooking modes make meals easy

Three adjustable oven racks

Cobalt blue porcelain interior

Self clean, delayed start, timed cook, Sabbath mode and more

Installs flush with surrounding cabinetry

Dual convection oven for faster, more consistent cooking

Temperature probe lets you know when it's done

Rigorously tested in our U.S. manufacturing facilities for decades of use

Exceptional 24/7 support from our Customer Care team in Madison

Hidden bake element and recessed broil element

ACCESSORIES

30" Bake Stone Kit

30" Broiler Pan

Dehydration Kit

Premier Baking Sheet

Temperature Probe

Full-extension easy glide oven rack

Temperature probe and broiler pan

Set of three standard oven racks

Accessories available through an authorized Sub-Zero dealer.
For local dealer information, visit subzero-wolf.com/locator.



DIMENSIONS

Technical drawings of the oven showing front, side, and top views with dimensions in inches and millimeters.

Front View:

- Overall Width: 29 7/8" (759)
- Overall Height: 27 7/8" (708)
- Control Panel Width: 1 1/4" (32)
- Door Width: 23 3/4" (603)
- Door Height: 27 1/16" (687)
- Door Thickness: 3" (76)

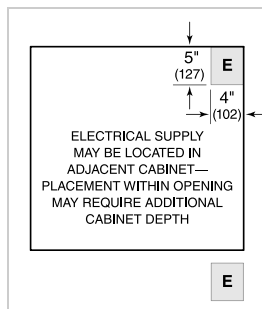
Side View:

- Overall Width: 29 7/8" (759)
- Overall Height: 27 7/8" (708)
- Door Width: 23 3/4" (603)
- Door Height: 27 1/16" (687)
- Door Thickness: 3" (76)

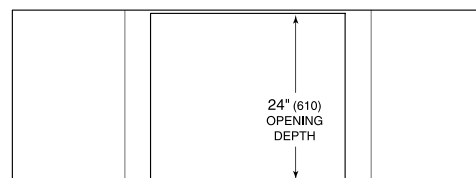
Top View:

- Overall Width: 29 7/8" (759)
- Overall Height: 27 7/8" (708)
- Door Width: 23 3/4" (603)
- Door Height: 27 1/16" (687)
- Door Thickness: 3" (76)
- Door Label: "OPEN OVEN DOOR"

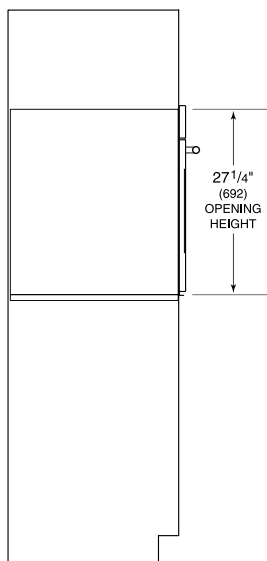
STANDARD INSTALLATION



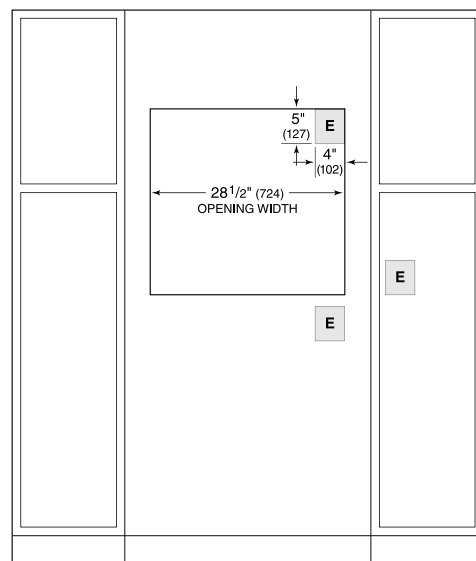
NOTE: Dimensions in parenthesis are in millimeters unless otherwise specified



TOP VIEW



SIDE VIEW



FRONT VIEW

NOTE: Location of electrical supply within opening may require additional cabinet depth.