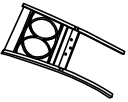










ASSEMBLY INSTRUCTIONS


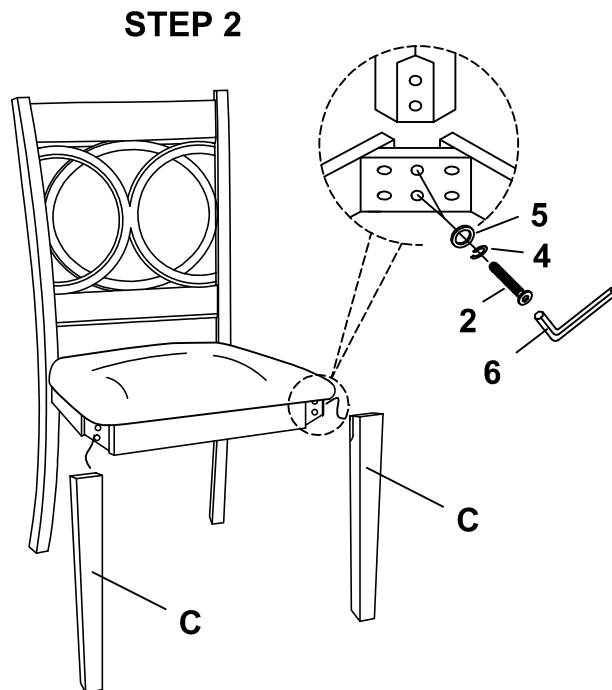
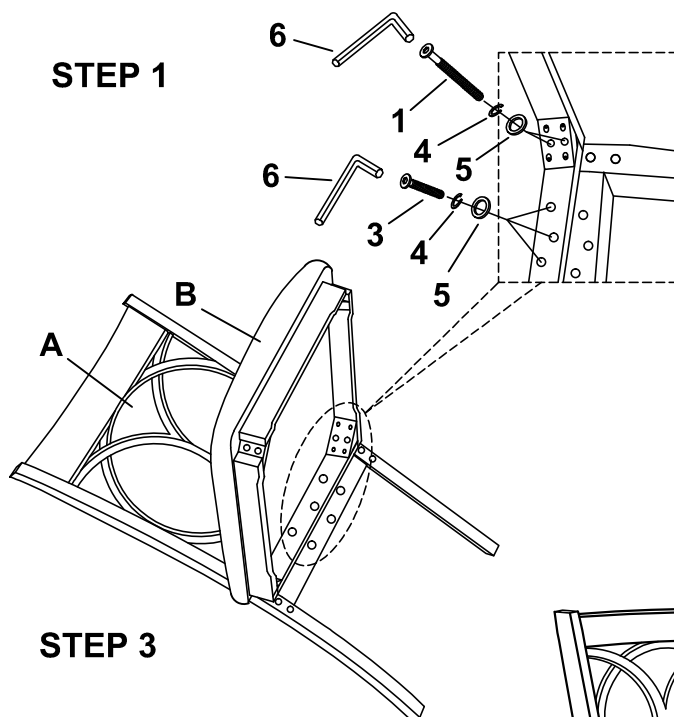
MODEL: 62322

Important note :

- Place all wooden parts on a clean and smooth surface such as a rug or carpet to avoid scratching the parts.
- Kindly follow the assembly instructions step by step.
- Do not tighten all screws and bolts until the chair is fully assembled.

PARTS LIST			
NO	DESCRIPTION	SRETCH	QTY
A	CHAIR BACK		1 Pc
B	SEAT FRAME		1 Pc
C	CHAIR LEG		2 Pcs

HARDWARE LIST			
NO	DESCRIPTION	SRETCH	QTY
1	BOLT (LONG)		4 Pcs
2	BOLT (MEDIUM)		4 Pcs
3	BOLT (SHORT)		3 Pcs
4	SPRING WASHER		11 Pcs
5	FLAT WASHER		11 Pcs
6	ALLEN KEY		1 Pc



Made in Viet Nam