



Freezer

FFUH17F2NW

Frost Free
17 Cu. Ft. Upright



Product Dimensions

Height (Including Hinges)	65-7/8"
Width	32"
Depth (Including Door)	26-5/8"

More Easy-To-Use Features

Color-Coordinated Handle

Adjustable Temperature Control
Select the correct temperature for your needs.

5 Fixed Door Racks

4 Full-Width Fixed Wire Shelves

ENERGY STAR®



Available in:



White
(W)

Signature Features

Bright Lighting

Our bright lighting makes it easy to see what's inside.

Built With American Pride

Appliances that are high-performing, more accessible, and more innovative than ever — designed, built and engineered in the U.S.A.

Frost Free Operation

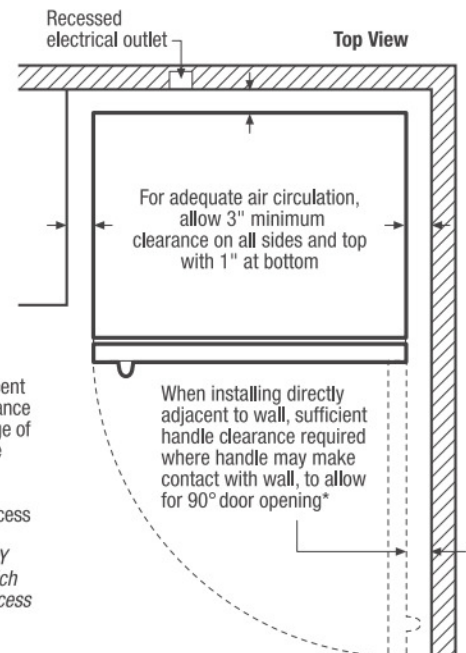
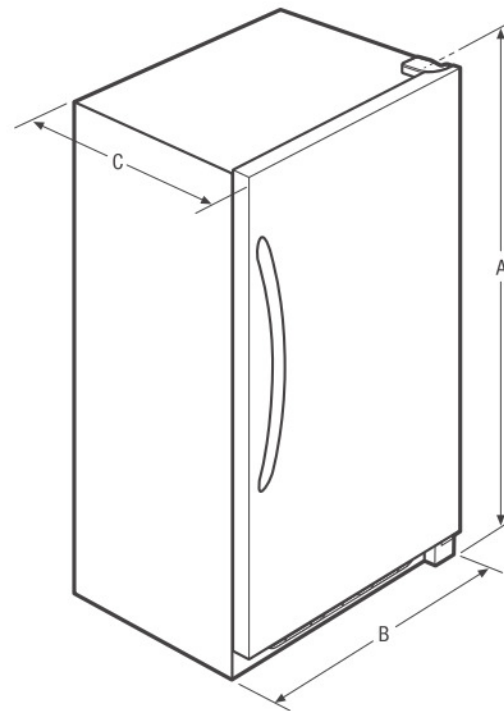
Never defrost your freezer again.

Lock with Pop-Out Key

The freezer key automatically ejects after locking the door so you won't leave it in the door.

Features	
Door Handle Design	Reach-Through
Reversible Door	
Automatic Door Closer	Yes
Leveling Legs	Yes
Lock with Pop-Out Key	Yes
Defrost	Frost Free
Adjustable Temperature Control	Mechanical Dial
Front Digital Display	
Temp Display Mode	
High-Temp Duration Readout	
High-Temp Alarm	
Door Ajar Alarm	
Airflow Ports	1
Interior Lighting	Bright
Full-Width Adjustable Shelves	
Full-Width Fixed Shelves	4 Wire
Removable Trivet	
SpaceWise® Shelf Bookend	
Mid-Level Baskets	
Lower Storage Basket	
Basket Dividers	
Retractable Pizza Shelf	
Soft Freeze™ Zone	
Store-More™ Adjustable Door Bins	
Full-Width Door Bins	
Store-More™ Tilt-Out Wire Door Bins	
Fixed Door Racks	5
Defrost Drain	
Power-On Light	
Convertible	
Certifications	
ENERGY STAR®	Yes
CSA Rating	Household
Specifications	
Total Capacity (Cu. Ft.)	16.7
Shelf Area (Sq. Ft.)	17.76
Annual Energy (kWH)	615
Annual Energy Cost (.1065/kWH)	\$65
Power Supply Connection Location	Lower Right Rear
Voltage Rating	120V
Connected Load (kW rating) @ 120 Volts¹	.6
Amps @ 120 Volts	5
Minimum Circuit Required (Amps)	15
Shipping Weight (Approx.)	191 Lbs.

¹An electrical supply with grounded three-prong receptacle is required. The power supply circuit must be installed in accordance with current edition of National Electrical Code (NFPA 70) and local codes & ordinances.



* When installing freezer adjacent to wall, cabinet or other appliance that extends beyond front edge of unit, 20" minimum clearance recommended to allow for optimum 140° door swing, providing complete basket access and removal. (Absolute 3" minimum clearance will ONLY allow for 90° door swing which will provide limited basket access with restricted removal.)

NOTE: For planning purposes only. Always consult local and national electric codes. Refer to Product Installation Guide for detailed installation instructions on the web at frigidaire.com.



Product Dimensions	
A - Height (Including Hinges)	65-7/8"
B - Width	32"
C - Depth (Including Door)	26-5/8"
Depth with Door Open 90°	57-3/8"

Accessories information available on the web at frigidaire.com

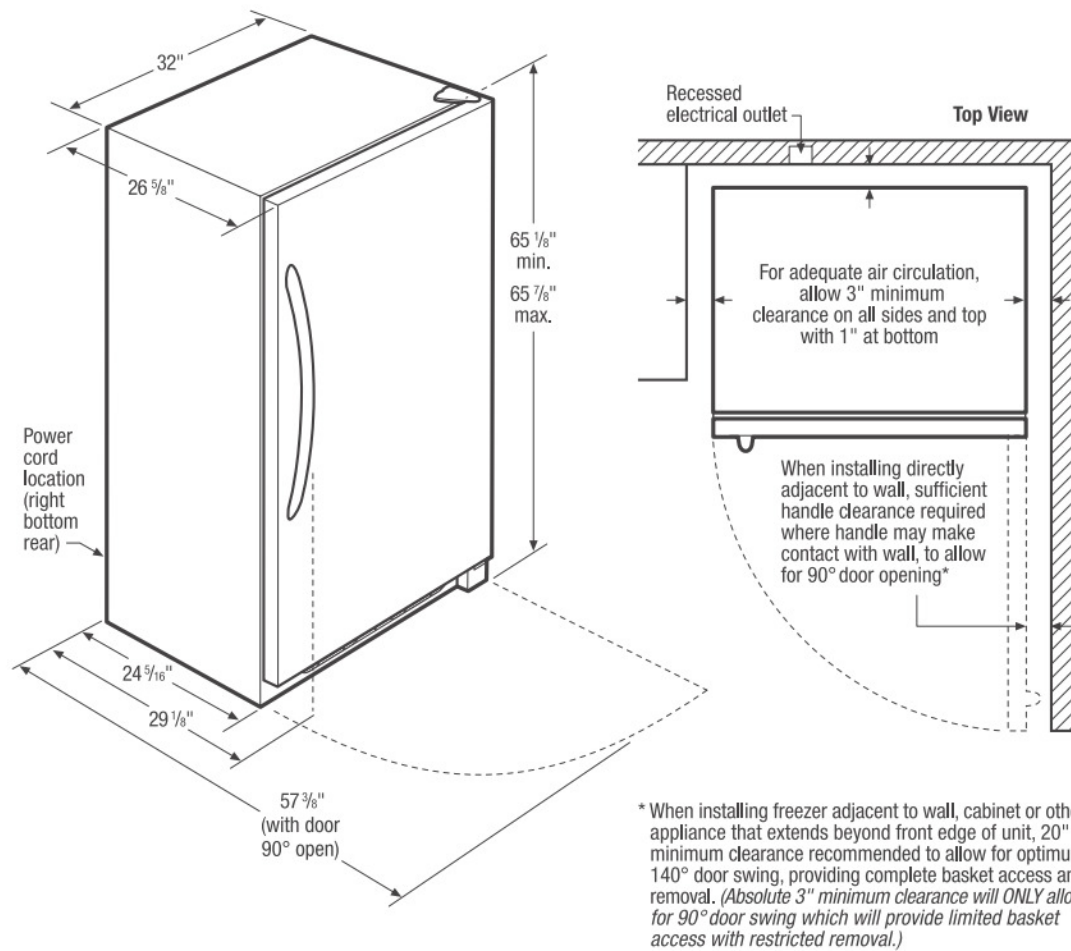
FRIGIDAIRE

USA • 10200 David Taylor Drive • Charlotte, NC 28262 • 1-800-FRIGIDAIRE • frigidaire.com
 CANADA • 5855 Terry Fox Way • Mississauga, ON L5V 3E4 • 1-800-265-8352 • frigidaire.ca

FFUH17F2N 04/13

© 2013 Electrolux Home Products, Inc.

Specifications subject to change.



Upright Freezer Specifications

- Product Shipping Weight (approx.) - 191 Lbs.
- An electrical supply with grounded three-prong receptacle is required. The power supply circuit must be installed in accordance with current edition of *National Electrical Code (NFPA 70)* and local codes & ordinances.
- Voltage Rating - 120V
- Connected Load (kW Rating) @ 120 Volts = 0.6 kW
- Amps @ 120 Volts = 5 Amps
- Always consult local and national electric codes.
- For adequate air circulation, allow 3" minimum clearance on all sides and top with 1" at bottom.

- When installing freezer adjacent to wall, cabinet or other appliance that extends beyond front edge of unit, 20" minimum clearance recommended to allow for optimum 140° door swing, providing complete basket access and removal. (*Absolute 3" minimum clearance will ONLY allow for 90° door swing which will provide limited basket access with restricted removal.*)
- Locate where surrounding air temperature will not exceed 110°F, to ensure optimum performance. (Temperatures 32°F and below will NOT affect operation.)
- All bottom corners of unit MUST rest firmly on solid level surface of hard material, same height as flooring. Surface must be strong and stable enough to support unit when fully loaded.
- Equipped with adjustable leveling legs to ensure unit is level, which is required in order to function properly.

Note: For planning purposes only. Refer to Product Installation Guide on the web at frigidaire.com for detailed instructions.