

*ASSEMBLY INSTRUCTIONS*  
*COASTER FINE FURNITURE*



*Fine Furniture for every stage of life*

**920177**

**TABLE LAMP**

ASSEMBLY INSTRUCTIONS

ASSEMBLY TIPS:

- 1.Remove hardware from box and sort by size.
- 2.Please check to see that all hardware and parts are present prior to start of assembly.
- 3.Please follow attached instruction in the same sequence as numbered to assure fast & easy assembly.





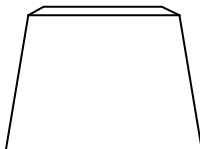
WARNING!

- 1.Don't attempt to repair or modify parts that are broken or defective. Please contact the store
- 2.This product is for home use only and not intended for commercial establishment.

ASSEMBLY TIME

10 MINUTES

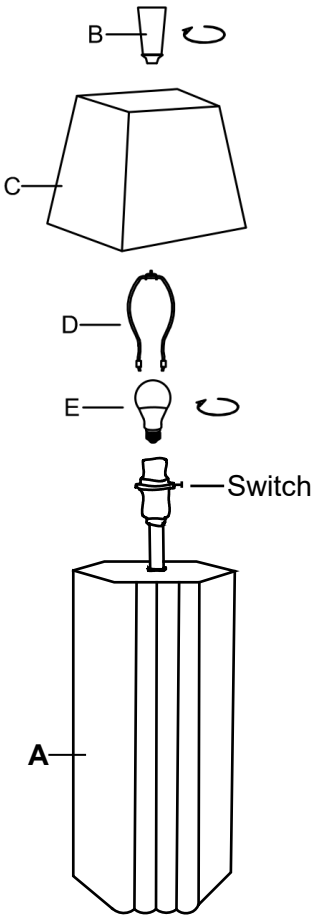
PARTS IDENTIFICATION

B1:LAMP BODY			1PC
A LAMP BODY			
B1:HARDWARE			1PC
B FINIAL			
D HARP			
E LIGHT BULB			
B2:LAMP SHADE			1PC
C SHADE			

ITEM : 920177

ASSEMBLY INSTRUCTIONS

STEP 1



STEP 2

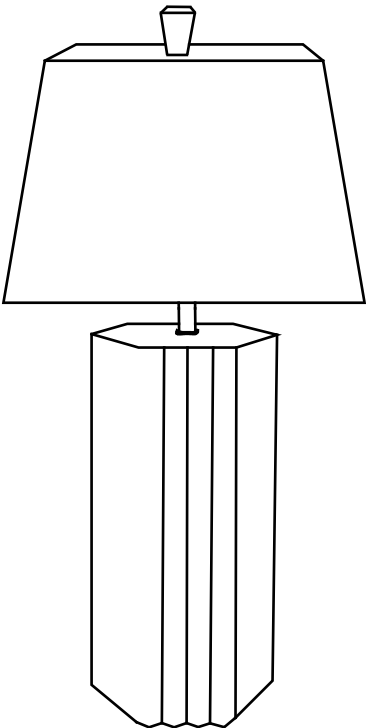


TABLE LAMP: TYPE A LED BULB 9W

