

ASSEMBLY INTRUCTION

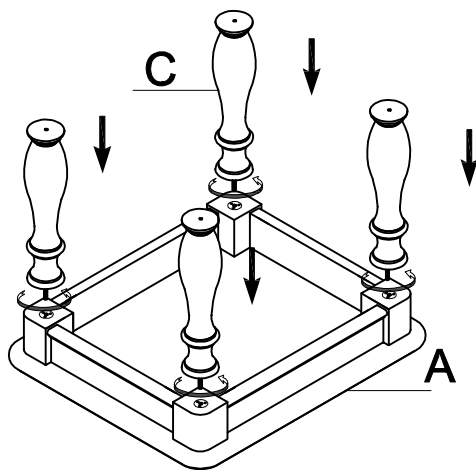
T330-01

Thank you for purchasing this product. Be sure to check all packing materials carefully for small parts that may have come loose inside the carton during shipment.

Please read all instructions carefully before assembly process. It is recommended that 2 people work together during assembly to prevent personal injury and to ensure that heavy parts are not damaged during the process.


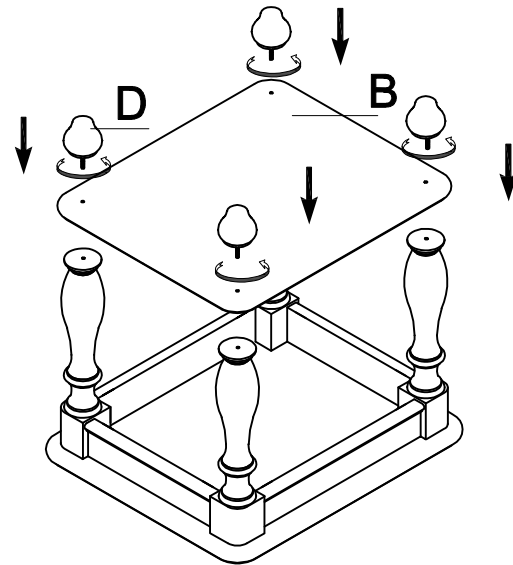
CAUTION : for your safety, this product require two people to lift.

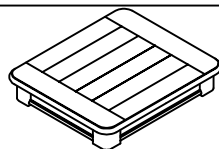
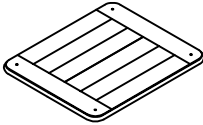
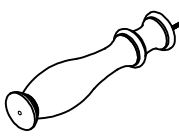

Step 1



NOTE, WAIT TO TIGHTEN ALL COMPONENTS COMPLETELY UNTIL UNIT IS FULLY ASSEMBLED. THIS WILL ALLOW FOR EASIER ASSEMBLY.

Step 2



	PICTURE	DESCRIPTION	Q'TY
A		Top table EHF # N/A	1pc
B		Bottom EHF # N/A	1pc
C		Poster EHF # PT330-01LEG	4pcs
D		Bunfeet EHF # PT330-FOOT	4pcs