


STREAMLINE™

FIRM

AIRELOOM®
CALIFORNIA DESIGN · HANDMADE



THE PATENTED AIRELOOM LIFT™

We've pioneered a natural chamber between the springs and the mattress-top that allows every element to breathe. When the chamber meets the layers of plush materials, the bed completely synchronizes with your body. It can only be described as a lift.

Hand tufted design

FABRIC/QUILT

- Ultra-conforming knit with Tencel® and Phase Change material
- Silk/Wool fibers
- FR fibers
- Super Soft quilting foam
- Firm quilting HD foam
- True-Stretch™ cotton backing

COMFORT LAYERS


- Slow recovery visco foam
- Slow recovery visco foam
- Firm Airelux™ foam
- Slow recovery visco foam

SUPPORT SYSTEM

- Specially designed high-density perimeter support
- 8" Support-flex™ tempered 13.75 gauge individually wrapped coils
- Perimeter coil count:
King 1,052 - Queen 842

FOUNDATION

- Wood foundation
- 9" or 6" profile available
- Adjustable base friendly



TENCEL® PANEL

Our ultra-conforming knit panel is made with breathable Tencel®. This panel is eco-friendly and incredibly soft to the touch.




SILK/WOOL

A breathable blend of natural fibers to provide airflow keeps the body cool and dry for lasting comfort.



VISCO FOAM

CertiPur-US certified, it conforms, releases heat rapidly and recovers quickly to its original shape.



AIRELUXE™ FOAM

An incredibly durable and resilient foam which conforms to your body and aligns your spine to minimize sleep disturbances.