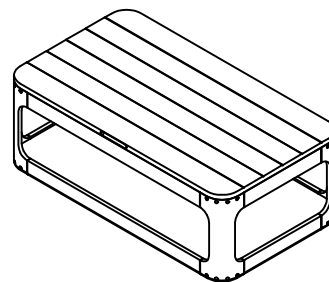


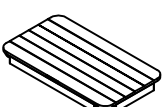






Warning :

- Be sure to check all packing material carefully for small parts, which may have come loose inside the carton during shipment.
- To prevent possible scratches and damage, this furniture **MUST BE ASSEMBLED BY TWO PEOPLE** on a soft surface such as a blanket or carpet.

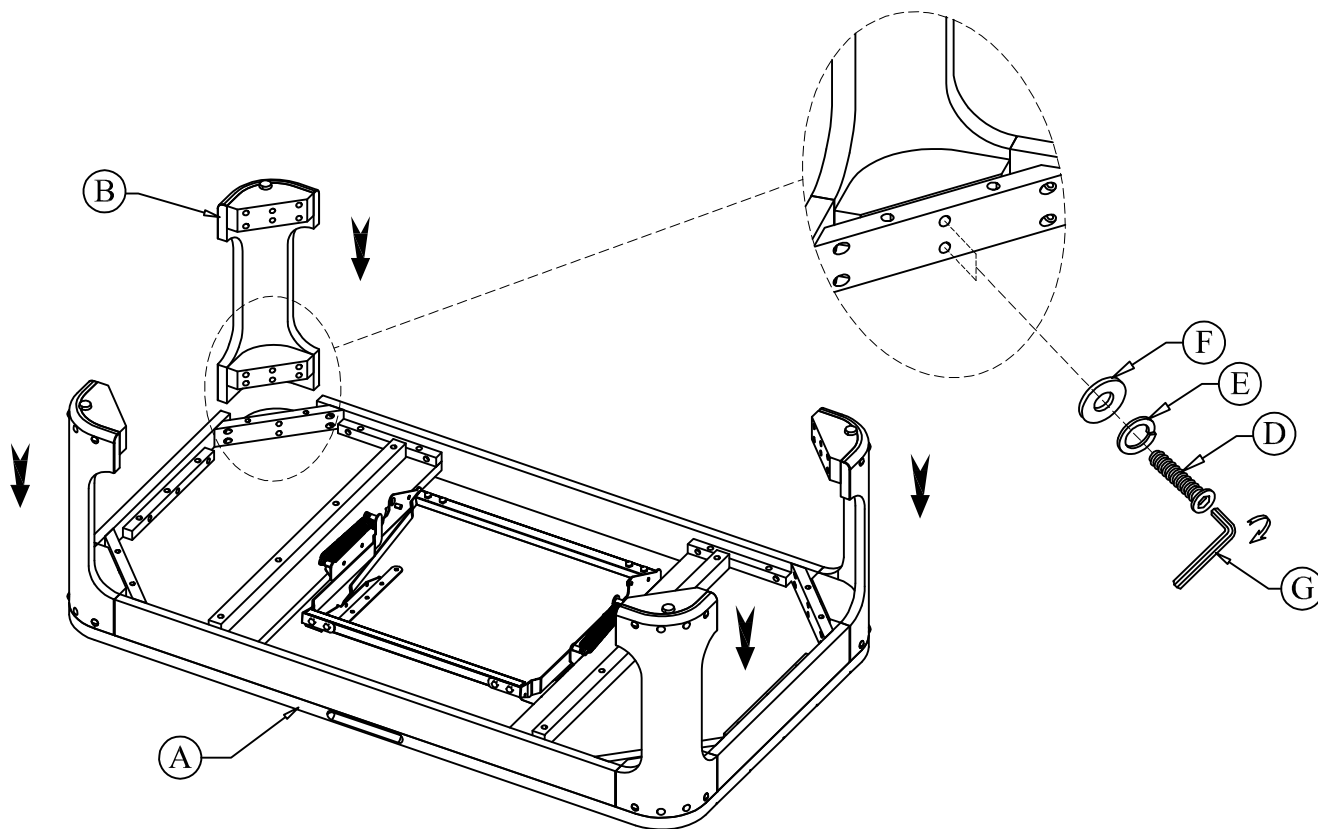


Components and Hardware List

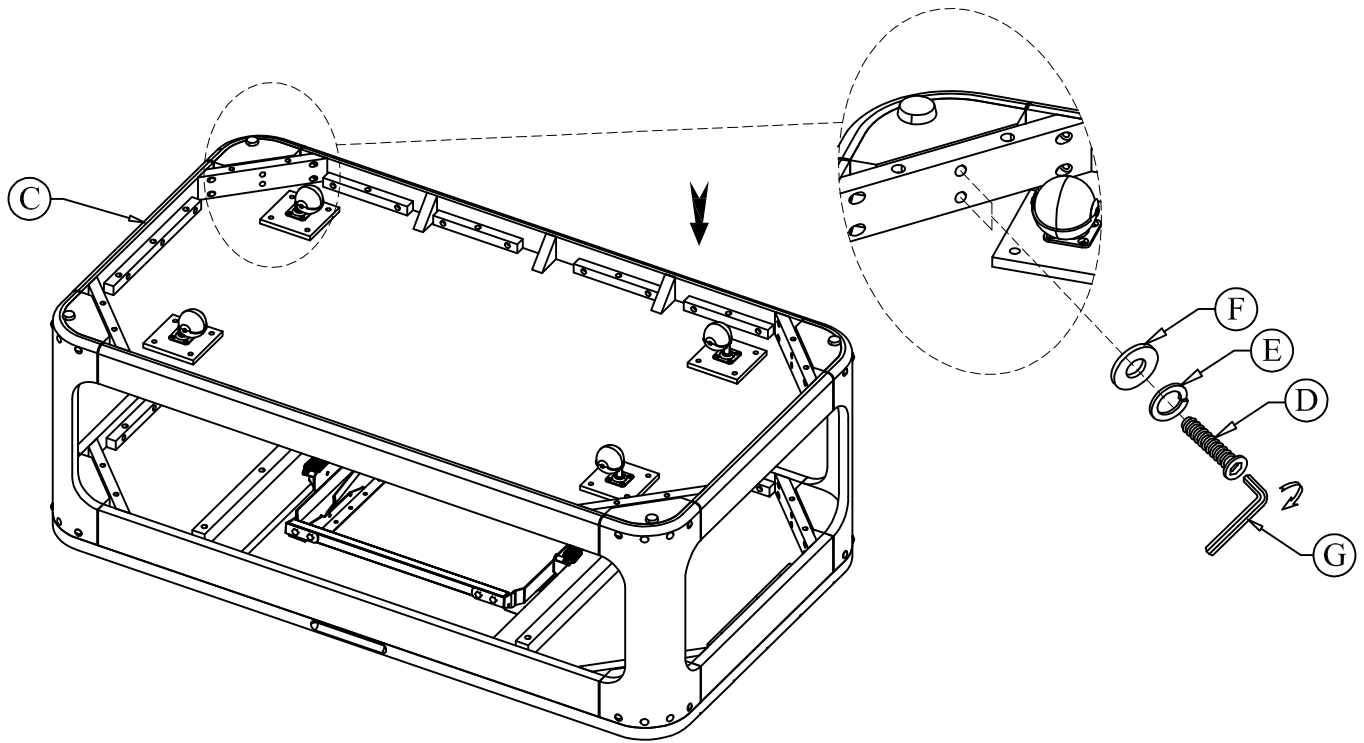
20503 Lift-top Cocktail Table

<p>Table Top</p>  <p>(A) 1 pc.</p>	<p>Leg</p>  <p>(B) 4 pcs.</p>	<p>Bottom Shelf</p>  <p>(C) 1 pc.</p>	<p>Allen Head Bolt Ø1/4" x 20 x 2-3/8"</p>  <p>(D) 16 pcs.</p>
<p>Spring Washer Ø1/4" x Ø14</p>  <p>(E) 16 pcs.</p>	<p>Flat Washer Ø1/4" x Ø18</p>  <p>(F) 16 pcs.</p>	<p>4mm Allen Key</p>  <p>(G) 1 pc.</p>	

Step 1: Do not fully tighten the bolts



Step 2: Using the Allen key to tighten all bolts



Complete

