





CROWN MARK
MODEL: 2150S/ 2151S SIDE CHAIR

HARDWARE LIST

A		Ø5/16"-18x1-1/2"L (CHAIR BACK CENTER)	1 PC
B		Ø5/16"-18x2-1/2"L (FRONT LEG)	4 PCS
C		Ø5/16"-18x3"L (CHAIR BACK LEG CORNER)	4 PCS
D		Ø5/16"	1 PC

A black and white line drawing of a high-backed chair. The chair features a decorative, ornate frame with a high, curved backrest. The backrest has a central diamond-shaped panel with a small circle in the middle. The seat is rectangular and appears to be cushioned. The chair is supported by four legs, which are also decorated with ornate carvings. The drawing is a simple line art illustration, suitable for coloring.

NOTE:
DURING ASSEMBLY DO NOT FULLY
TIGHTEN ANY HARDWARE UNTIL THE
COMPLETE UNIT HAS BEEN ASSEMBLED.

Page 1/ 1