

PINSV628SS

Hood Insert



YALE
APPLIANCE

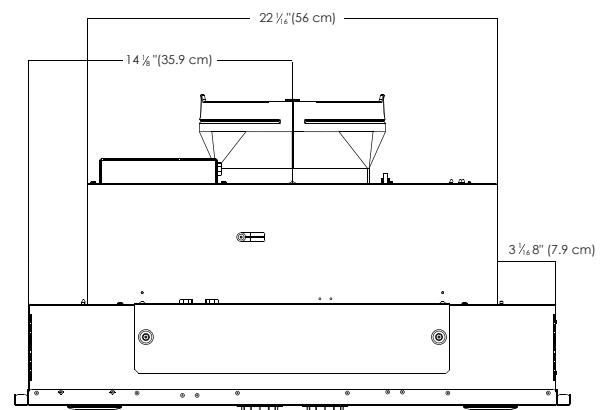
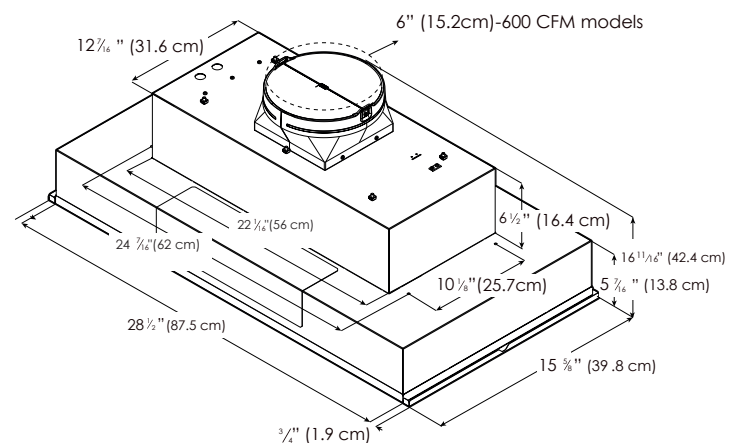


This hood provides professional grade performance, while being discreetly mounted inside the cabinetry. It is available with a 600 CFM blower for extraordinary ventilating power.

Plus the All-In-One design avoids the need to purchase a stainless liner. Hidden metallic in/out knob controls operate the 4-speed blower and LED lighting. A cleaner kitchen is ensured by angled traditional baffle filters.

MOUNTING HEIGHT RANGE


 $\geq 24"$ $\geq 30"$



SPECIFICATIONS

Width:	28" Unit
Model:	PINSV628SS
Cut Out Dimensions:	28 1/2"W x 15 5/8"D
Blower Type(internal):**	600 CFM (4-speed)
Noise (sones):**	1.5 - 7.0
Finish:	Stainless Steel
Controls:	Fully retractable rotating knobs with white backlighting
Illumination: (Replaceable Lamps 1 Intensity)	2 LED, 7.5 W 3000 Kelvin, 540 lumens/lamp
Grease Filter:	2 Dishwasher-Safe, Professional Stainless Steel Baffle Filters
Duct Transition:	6" Round with Backdraft Damper (top only)
Installation Type:	Ducted or Recirculating with Kit
Mounting Height Range:	Electric ≥ 24", Gas ≥ 30"
Electrical:	120V - 60 Hz, 490 W
ACCESSORIES:	
Inline Blower Shell Kit:	ACC0192765 (Contains 4 round carbon filters)
Recirculating Kit:	
Carbon filters:	ACC0192765 (Contains 4 round carbon filters)
Metal Deflector:	ACC195736 (6" round for 600 CFM models)
WARRANTY:	Two (2) years parts & in-home labor

FEATURES



Quiet System - Specialized technology that allows reducing sound levels of your hood, which can effectively decrease noise by more than 35%.



Grease Collecting Baffle Filters - Intended for high airflow cooking, Their "S" shape design and Stainless Steel finish is crafted to capture significant amounts of grease.



Thermal barrier - The system detects extreme temperatures above 158 degrees and automatically increases the blower speed to HIGH.



Air Flow Control - AFC technology enables the user to reduce the maximum blower CFM achieving <300 CFMs, to meet local code requirements.



Fine precision - Constructed with great attention to detail with High-quality stainless steel, result in a seamless and flawless finish.



Superior performance - High performance ventilation with a 600 CFM blower.

AIRFLOW CONTROL

Air Flow Control technology enables the user to reduce the maximum blower CFM of your hood achieving <300 CFMs, to meet local code requirements.

This model includes an Electronic Bypass Kit that needs to be placed at the moment of installing.