

RF-P2WR3R-SS



Tap this button for 1 second to lock your doors and/or arm your vehicle.

































Tap this button twice within 1 second to unlock your doors and/or disarm your vehicle.

Hold this button for 3 seconds to start your vehicle. Your vehicle's parking lights will flash once and/or siren will chirp once for confirmation. Repeat and your vehicle will shut off.

Valet Mode: If your remote start is not working, you may be in Valet Mode. Your parking lights will also not flash. Your doors will still lock and unlock. To exit Valet Mode, turn the vehicle's ignition On and then tap this button 5 times, waiting a second between each tap. Your vehicle will flash the parking lights twice and exit Valet Mode. You can also exit Valet Mode by turning the ignition On and then tapping the foot brake 10 times or reprogramming your remote(s).

LEDS

EVENT	LEDS	LED COLOR	LED DURATION	REMOTE CHIRPS
Runtime Remaining: 100%	  	Red	Once Every 5 Seconds	3 Times
Runtime Remaining: 50%	  	Red		
Runtime Remaining: 25%	  	Red		
Runtime Remaining: 60 Sec	  	Red	Once Every 2 Seconds	
Lock Confirmation	  	Blue	1 x	1 x
Unlock Confirmation	  	Blue	2 x	2 x
Start/Stop Confirmation	  	Blue	Once On/ Twice Off	Once On/ Twice Off
All Error Confirmations	  	Red	3 Times	3 Times
Arming/Locking While Trigger is Open	  	Red		
Low Battery Warning	  	Blue	Fade	

Questions/comments? Contact us at 888-820-3690 from 8 AM to 5 PM PST. Also please visit www.compustar.com for a complete user's manual.

START ERROR CODES

PARKING LIGHT FLASHES	REMOTE START ERROR
3 then 1	1: Motor running
3 then 2	2: Key in ignition on position
3 then 3	3: Door open (manual transmission only)
3 then 4	4: Trunk open
3 then 5	5: Foot brake on
3 then 6	6: Hood open
3 then 7	7: Reservation off (manual transmission only)
3 then 8	8: Tach or voltage sensing failure
3 then 9	9: FT-DAS sensor shutdown
3 then 10	10: System is in Valet Mode

Register online at www.compustar.com within 10 days of purchase to activate your new remote's warranty.