



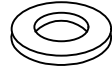



# PARTS LIST MM500S

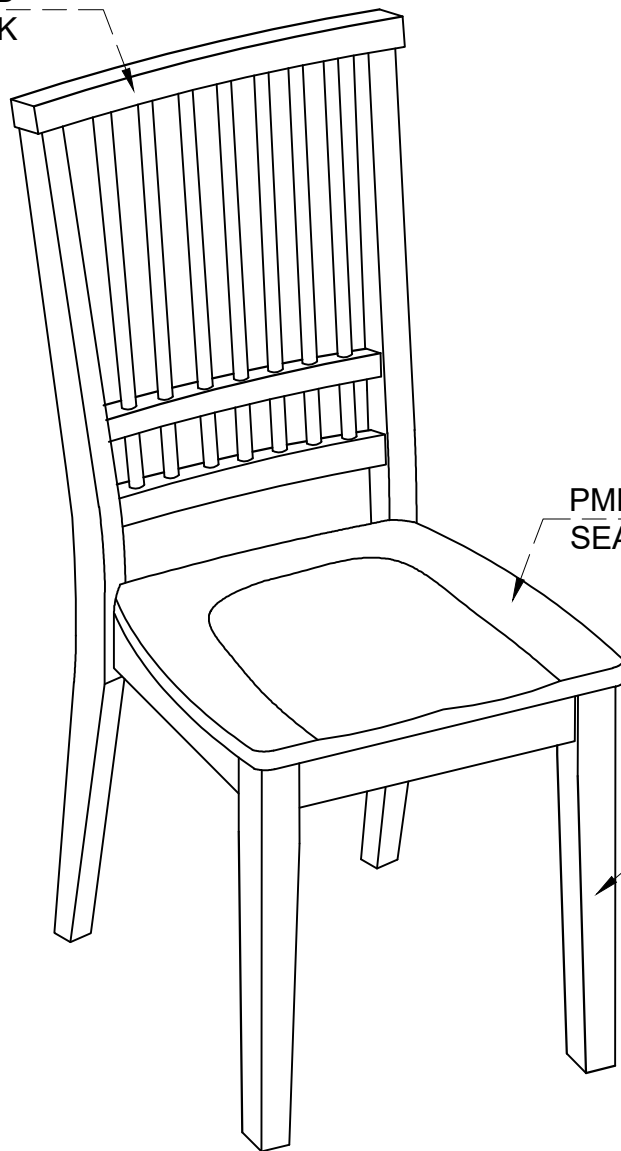
<p>PMM500SCB CHAIR BACK</p> 	<p>PMM500SSB SEAT BOX W/WOOD SEAT</p> 	<p>PMM500SFL FRONT LEG</p> 
---	---	--

# HARDWARE PACK#: PMM500SH

<p><b>D</b> LONG BOLTS (4 pcs) Dim: Ø1/4" x 75mm</p> 	<p><b>E</b> MEDIUM BOLTS (4 pcs) Dim: Ø1/4" x 60mm</p> 	<p><b>F</b> SHORT BOLTS (3 pcs) Dim: Ø1/4" x 40mm</p> 
<p><b>G</b> LOCK WASHER (11 pcs) Dim: Ø5/16" x 13mm</p> 	<p><b>H</b> FLAT WASHER (11 pcs) Dim: Ø5/16" x 19mm</p> 	<p><b>I</b> Allen key (1 pc) Dim: M4 x 60mm</p> 

PARTS FOR MM500S  
COMPLETE HARDWARE #: PMM500SH

PMM500SCB  
CHAIR BACK



PMM500SSB  
SEAT BOX W/WOOD SEAT

PMM500SFL  
FRONT LEG