

36" FREE-STANDING FRENCH-DOOR REFRIGERATOR

ZWE23NSYSS



HANDLE KITS:

ZKLB3H3CTSS*

Minimalist Collection Handle Kit

ZKLB3H3PTSS* (SHOWN)

Statement Collection Handle Kit

STAINLESS SIDE PANELS SOLD SEPARATELY:

ZKLBLSCYSS*

Left Side Panel Kit

ZKLBRSCYSS*

Right Side Panel Kit

*Handle and stainless steel side panel kits are not included, they are sold and shipped separately.

STATEMENT AND MINIMALIST COLLECTION REFRIGERATOR HANDLES (SOLD SEPARATELY)

Designed to enhance choice and customization, Statement and Minimalist Collection refrigerators do not come with handles. Handles must be chosen separately and ordered through a Monogram representative

OPTIONAL STAINLESS STEEL SIDE PANELS

Customize your refrigerator with stainless steel side panels for a streamlined look. (Left and right panels available and sold separately)

TWINCHILL™ EVAPORATORS

Separate climates in the fresh food and freezer sections help keep foods fresh

SHOWCASE LED LIGHTING

Positioned throughout the interior and under fresh food doors to spotlight foods inside the refrigerator and in the freezer

FULL-WIDTH ELECTRONIC TEMPERATURE-CONTROLLED DRAWER WITH LED LIGHTS

3 accurate settings deliver the optimal temperature for your favorite foods, while lights indicate the chosen setting

DROP-DOWN TRAY

Allows for extra door storage when you need it and tucks away when you don't

QUICK SPACE SHELF

Functions as a normal full-sized shelf when needed and easily slides down for instant storage flexibility

ADVANCED WATER FILTRATION USES XWFE REPLACEMENT FILTER

Reduces trace pharmaceuticals from water and ice**

**Removes 98% of ibuprofen, atenolol, fluoxetine, progesterone and trimethoprim. These pharmaceuticals are not necessarily in all users' water



Handles shown are not included, kits are sold and shipped separately.

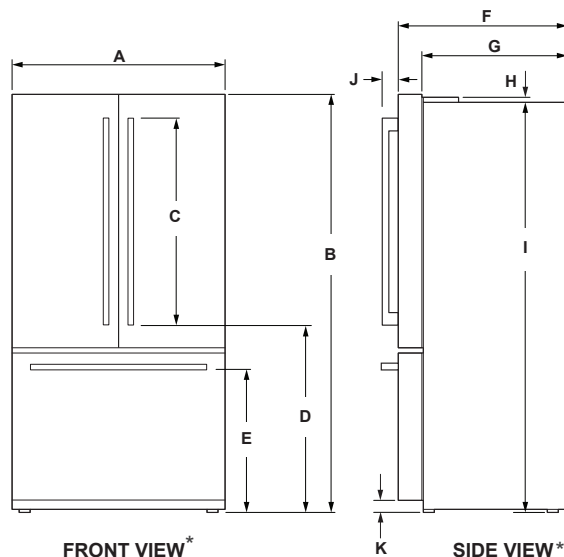
SPECIFICATIONS

Overall Width	36" (91.4 cm)
Overall Height	70 1/2" (179.1 cm)
Cutout Width	36 1/4" (92.1 cm)
Cutout Height	71" (180.3 cm)
Cutout Depth	26 3/8" (67 cm)
Plumbing Requirements	1/4" OD copper tubing or GE SmartConnect kit
Shipping Weight	400 lb (181.4 kg)

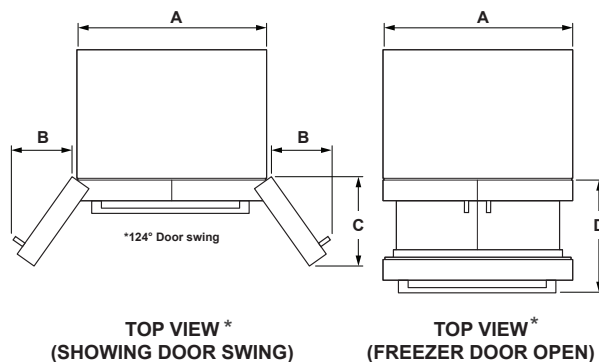
ATTENTION ELECTRICIAN:

A 115 volt 60Hz., 15 or 20 amp power supply is required. An individual properly grounded branch circuit or circuit breaker is recommended. Install a properly grounded 3-prong electrical receptacle recessed into the back wall.

OVERALL DIMENSIONS*



	Minimalist	Statement
A	36" (91.4)	36" (91.4)
B	70 1/2" (179.1)	70 1/2" (179.1)
C	37 1/2" (95.25)	37 1/4" (94.6)
D	30 7/16" (77.3)	30 1/2" (77.5)
E	24 3/8" (61.9)	23 3/4" (60.3)
F	28 11/16" (72.9)	28 11/16" (72.9)
G	24 3/8" (61.9)	24 3/8" (61.9)
H	13/16" (2.1)	13/16" (2.1)
I	69 1/8" (175.6)	69 1/8" (175.6)
J	2" (5.1)	2 13/16" (7.1)
K	2" (5.1)	2" (5.1)



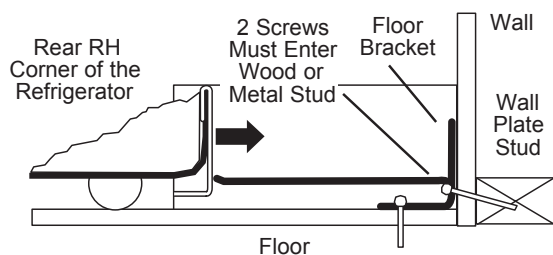
	Minimalist	Statement
A	36" (91.4)	36" (91.4)
B	11 11/16" (29.7)	12 7/16" (31.6)
C	18" (45.7)	18" (45.7)
D	21 1/4" (53.9)	22 1/8" (56.2)

*Measurement indicates Statement Handle type, handles are not included, must be purchased separately. Side panels also sold separately

Dimensions in parentheses are in centimeters unless otherwise noted. Actual product dimensions may vary due to manufacturing tolerances.

ANTI-TIP BRACKET INSTALLATION

A Attachment to Wall and Floor



AIR GAP INSTALLATION DIMENSIONS

Each Side 1/8" (.3 cm)

Top 1" (2.5 cm)

Back 2" (5.1 cm)

HELPFUL TIPS

A The refrigerator is top heavy and must be secured to prevent the possibility of tilting forward.

⚠ WARNING:

Wood Wall and Floor Construction:

- Drill the appropriate number of 1/8" (3 mm) pilot holes in the center of each floor bracket hole being used (a nail or awl may be used if a drill is not available) AND remove the locator template from the floor.
- Mount the anti-tip floor bracket by fastening the 2, or recommended 4, #10-16 hex-head screws tightly into place as illustrated in figure 3.

• Stainless steel handle options:

ZKLB3H3CTSS: Minimalist handle kit

ZKLB3H3PTSS: Statement handle kit

• Stainless steel side panel options:

ZKLBLSCYSS: Left side panel kit

ZKLBRSCYSS: Right side panel kit