

MOVE

Version
FDMOV36W5SW / Built-in –
36" (90 cm) White – 500 CFM

Collection
Design

EAN code
8034122356310



Photograph is for information purposes only
May not correspond to the selected version

FEATURES

- Sliding door
- Electronic control
- Metallic grease filter, removable and washable
- Optional combined regenable Carbon.Zeo filter
- Possible to duct wall mounted from rear
- Optional Chimney
- Optional glass shelf
- Dynamic LED Light (2700K - 5600K)

OPTIONAL ACCESSORIES

- KACL.798#21F**
Motor 600 CFM
- KACL.815**
Protective cleaning cloths for stainless steel (box 10 pcs)

TECHNICAL FEATURES

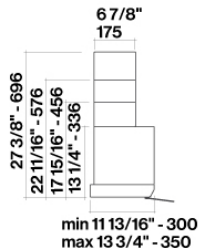
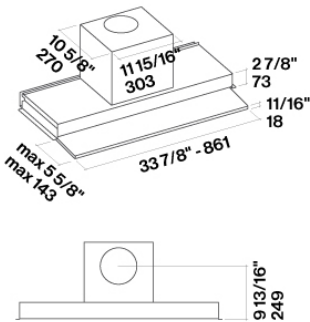
- Installation type**
Built-in
- Dimensions**
36 / 90 cm
- Finish**
Scotch brite stainless steel (AISI 304)
Lower part in white tempered glass
- Motor**
500 CFM
- Type of control**
Electronic control
- Speed settings**
4
- Lighting**
Led 3x1,2 W - 3200 K
- Filter**
3 x Metallic filter "Base" - 198x161 mm
- Charcoal filter**
Carbon.Zeo filters (optional)
- Minimum distance**
Gas hob: 21 in
Electric hob: 21 in

PACKAGING:WEIGHTS AND VOLUMES

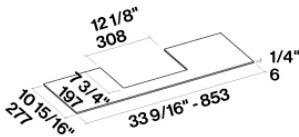
- Gross weight**
45 lbs
- Net weight**
38 lbs
- Volumes**
7 ft³
- Packaging size**
Length
40 in
Height
17 in
Depth
19 in

CONSUMPTION AND CONNECTION FEATURES

- Maximum consumption**
280 W
- Plug type**
Hood comes standard with Nema 5-15P power cord



Optional chimney



Optional shelf