

REF31BMFIXNV

REFRIGERATOR 31" FREESTANDING BOTTOM MOUNT WITH ICE MAKER
STAINLESS STEEL FINISH



Energy star.

Optimized airflow design with multiple vents on every shelf level for even temperature throughout entire refrigerator.

Total No-Frost system: automated defrosting of evaporator ensures food stays always fresh.

Extra-large freezer drawer to store larger items and make best use of freezer space.

Fast freeze - 2 air vents in top freezer drawer accelerate temperature drop, helping lock vitamins and maintain flavors.

Automatic ice-maker.

Gallon-sized door rack.

Electronic LED touch interface.

LED lighting.

Flat front stainless steel doors with no-fingerprint surface treatment.

Reversible doors for left or right swing configuration.

Choose Professional or Master Series handle kit to match your other Bertazzoni kitchen appliances.

2 year parts & labor warranty.

PRODUCT FEATURES

Volume	Ref 12.5 cu.ft / Frz 5.2 cu.ft
Door finish	Stainless steel
User interface	Internal digital LED touch interface
Lighting	LED on the top
Refrigerator shelves	1 stationary + 3 height adjustable
Refrigerator drawers	2
Freezer compartment	2 drawers + 1 removable shelf
Door storage	1 full width, 4 height-adjustable half width
Ice maker	Automatic ice maker 3.3 lbs / 24 h
Settings	Super cool, Super freeze, Ice maker, Eco mode

TECHNICAL SPECIFICATIONS

Electrical supply	115 V 60 HZ - 250 W - 3 Amp
Power connection	NEMA 5-15P with 67" power cord
Sound rating	43 dbA
Water connection	1/4" waterline with shut-off valve
Water supply pressure	30 - 125 PSI (207-862kPa)
Energy consumption	543.0 kwh/yr
Certification	CEC,cUL,CULUS,UL
Warranty	2 years parts & labor Sealed system: 5 years labor
Packaging dimensions	W 33 1/8" H 71 1/2" D 29 5/16"
Weight	259.6 lbs

ACCESSORIES

Z320380	Replacement water filter
PROHK24BM	Handle kit for 24" & 31" bottom mount refrigerator - Professional Series
MASHK24BM	Handle kit for 24" & 31" bottom mount refrigerator - Master Series

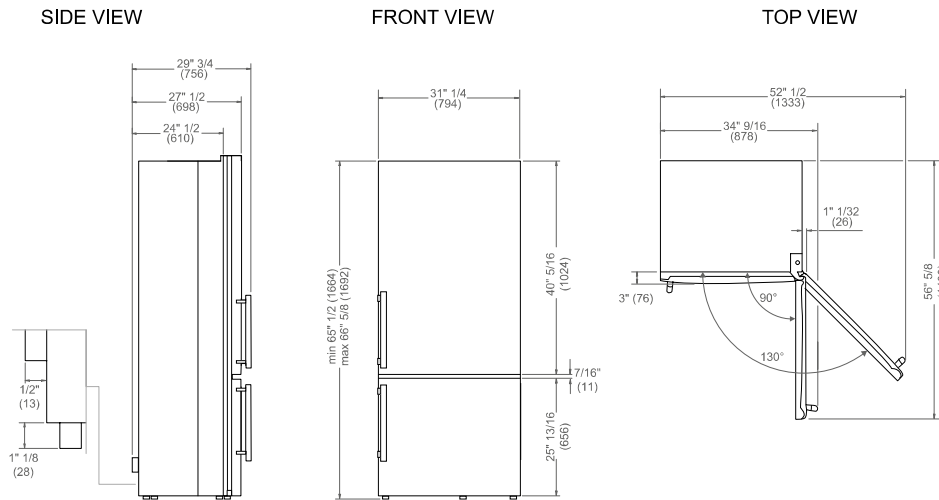


REF31BMFIXNV

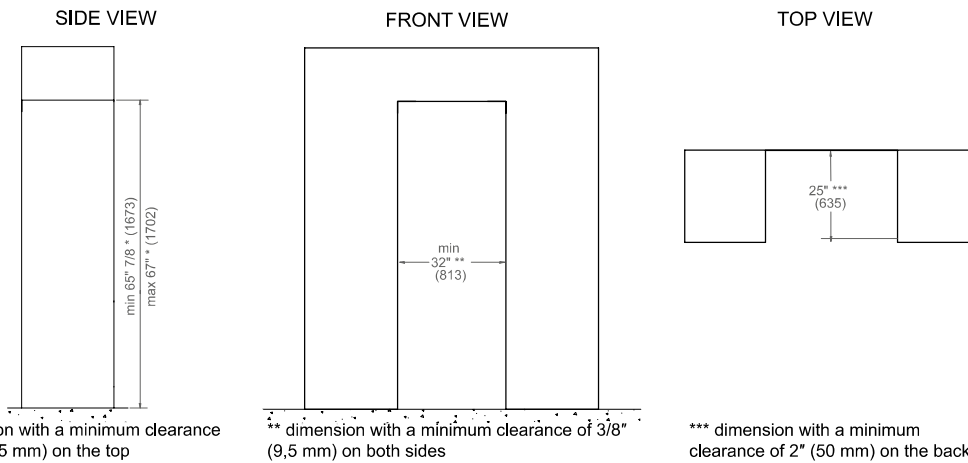
REFRIGERATOR 31" FREESTANDING BOTTOM MOUNT WITH ICE MAKER
STAINLESS STEEL FINISH



PRODUCT DIMENSIONS



CUTOUT DIMENSIONS (Counter-depth Installation)



ELECTRICAL AND WATER CONNECTIONS

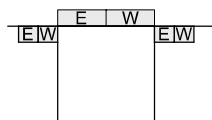
E

A properly-grounded, horizontally-mounted electrical receptacle should be installed according to this drawing.

W

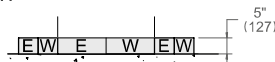
To connect to the water supply system, a 1/4" NPT waterline with accessible shut-off valve and a 1/4" compression nut must be supplied.

TOP VIEW



Connection(s) placement within the opening may require additional cabinet depth.

FRONT VIEW



Dimensions in parentheses are millimeters unless otherwise specified.

Disclaimer: while every effort has been made to ensure the accuracy of the information contained in this document, Fratelli Bertazzoni reserves the right to change it at any time without notice. For detailed installation instructions, consult the installation manual. Fratelli Bertazzoni, Bertazzoni and the winged wheel brand icon are registered trademarks of Bertazzoni Spa.