

# 3024BEV

## 24" Beverage Center • Modular 3000 Series



### FEATURES & BENEFITS



STAINLESS  
FRAME



STAINLESS  
FRAME (LOCK)



INTEGRATED  
FRAME (STAINLESS  
HANDLELESS PANEL)\*



INTEGRATED  
FRAME



INTEGRATED  
SOLID



INTEGRATED  
SOLID (STAINLESS  
HANDLELESS PANEL)\*

#### PERFORMANCE

- Volume of 4.9 cu ft holds up to 79 bottles (12 oz) or 123 cans (12 oz) and 10 wine bottles (750 ml)
- Temperature range: 34°F - 70°F
- Convection cooling system rapidly and efficiently takes items to the set temperature
- U-Select® Control offers five distinct modes: Beverage: 34°F - 40°F, Deli: 34°F - 40°F, Market: 34°F - 40°F, Pantry: 34°F - 70°F, Root Cellar: 45°F - 55°F
- U-Select® Control with digital OLED display

#### INTERIOR/EXTERIOR

- Black interior is illuminated with LED theater lighting that automatically turns off when the door is closed, or can be set to stay on for 3, 6, or 24 hours
- Robust full-extension black coated wine racks allow for easy access and prevent bottles from shifting
- Wine racks accommodate a variety of bottle shapes and sizes
- Three adjustable tempered glass shelves with 7 height positions
- LowE coated, argon gas filled triple thermopane glass door provides protection from harmful UV light
- Stainless steel handle (7/8" diameter)
- The door swing on non-lock models is field reversible, and is shipped right-hand hinged
- Lock models must be ordered right-hand or left-hand hinged

#### INTEGRATION

- Robust, concealed and covered hinges with built-in door stop and closer
- Adjustable grille can be shifted front-to-back and up-and-down
- Grille can accept an integrated toe-kick
- Integrated model requires 3/4" custom panel of your choice, or can accept U-Line Euro Style Handleless Stainless Panel Accessory (must be ordered separately)
- Four independently adjustable leveling legs

### MODEL DETAILS

Model	Voltage/Hz	Door Swing	Finish	Shipping Weight
U-3024BEVS-00B	115 / 60	Field Reversible	Stainless Frame	156 lb
U-3024BEVS-13B	115 / 60	Right-Hand Hinged	Stainless Frame (Lock)	156 lb
U-3024BEVS-15B	115 / 60	Left-Hand Hinged	Stainless Frame (Lock)	156 lb
U-3024BEVINT-00B	115 / 60	Field Reversible	Integrated Frame	144 lb
U-3024BEVINT-60B	115 / 60	Field Reversible	Integrated Solid	132 lb

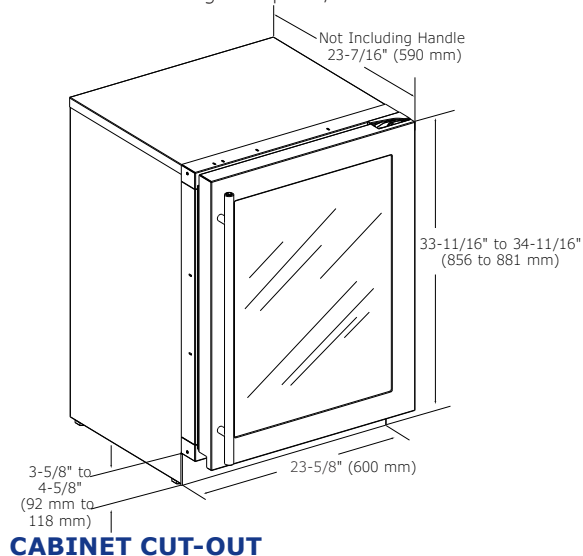
### ACCESSORIES

Model	Description	Finish	Shipping Weight
ULASHP24FRAME*	Stainless Handleless Panel Frame	Stainless	8 lb
ULASHP24SOLID*	Stainless Handleless Panel Solid	Stainless	12 lb

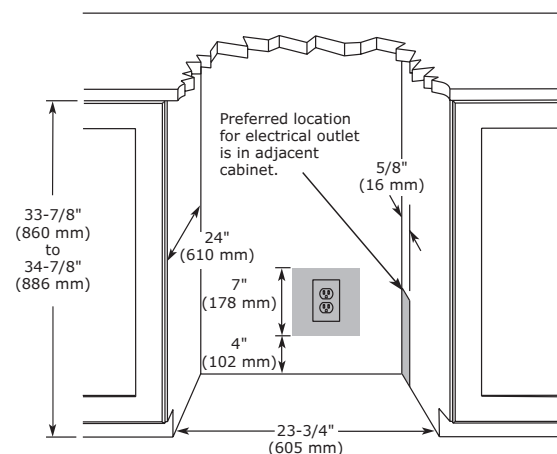
\*Installs on integrated models.

## DIMENSIONS

Dimensions shown apply to all finishes, including Integrated (INT) models with 3/4" integrated panel/frame installed.



## CABINET CUT-OUT



## INSTALLATION NOTES

When installing adjacent to wall, ensure 2 1/2" clearance on hinged side for 90° door opening, allowing ample room for door handle.

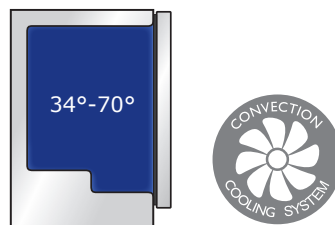
No additional clearance around sides, top or rear of unit is needed for ventilation.

Do not obstruct front grille air flow.

## SPECIFICATIONS

Model	3024BEV
Amps: Running	1.2
Capacity: Bottle (12 oz)	79
Capacity: Can (12 oz)	123
Capacity: Volume (cu ft)	4.9
Capacity: Wine Bottle (750 ml)	10
Control Type	U-Select®
Dimensions: Product Depth	23 7/16" / 590 mm
Dimensions: Product Height	33 11/16" / 856 mm
Dimensions: Product Width	23 5/8" / 600 mm
Energy Consumption: Avg. Per Year	270 kWh
ENERGY STAR / CEE RATING	ENERGY STAR / Tier 1
Panel Height	30" / 762 mm
Panel Thickness	3/4" / 20 mm
Panel Type	2 3/4" / 70 mm Frame Panel or Solid Panel (-60 suffix)
Panel Width	23 1/2" / 595 mm
Product Weight: Max	146 lb
Refrigerant Type	R600a
Sabbath (Star K Certified)	Yes
Temperature Range	34°F - 70°F

## COOLING SYSTEM



## ELECTRICAL REQUIREMENTS

This unit requires a grounded, polarized 115 VAC, 60 Hz, 15 A power supply (normal household current).



Please visit [u-line.com](http://u-line.com) to view this model's User Guide & Service Manual. All Specifications are subject to change without notice.