



ENGLISH

SIMPLE MANUAL

Portable Bluetooth Speaker

MODELS
PK7/ PK7W



MFL70480345

1903_Rev01

www.lg.com

Copyright © 2018-2019 LG Electronics Inc.
All Rights Reserved.

Sound Effect LEDs (○: On / ●: Off)

○ ○
Clear Vocal +
Enhanced Bass

○ ●
Clear Vocal

○ ○
Enhanced Bass

● ●
Standard

○ ○
CLEAR
VOCAL ENHANCED
BASS

Charging LED status

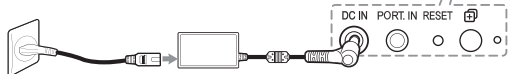
Green → Off: Fully Charged

Red: Charging

Battery LED status

Green: ≥ 70 % / Amber: > 10 %

⚠ Blinking red indicates the battery needs to be charged.



Power	Power On / Off	Press
Battery	Check Battery Status	Hold for 2 seconds
Bluetooth	To pair your mobile device, select LG-PK7(XX) from device list. (Bluetooth LED: Blink → ON)	
	Ready to pair another device	Hold for 2 seconds
Playback Controls	Play / Pause	Press
	Forward Skip	Press X 2
	Backward Skip	Press X 3

Handsfree	Receive / Disconnect Press ⏻
Volume	Volume Control Press — or +
Voice Command	Use voice command of your smart device Press ⏻ ⓘ Make sure use the smart device that has voice command.
Mood light	Party (Various colors) → Water (Blue tone) → Forest (Yellow tone) → [My style (Customizing)] → Off Hold ⏻ for 2 seconds ⓘ To enable My Style option, you have to customize with "Music Flow Bluetooth" app. (Only Android)
Sound effect	Enjoy premium sound with MERIDIAN technology Press CLEAR VOCAL and/or ENHANCED BASS ⓘ Fine-tune sound to provide optimal high-quality sound. For more information, refer to online owner's manual.
Dual Play (Optional)	You need two speakers. Press and hold each speaker's ⏻ button for 2 seconds. (Dual play LED: Blink → ON)

ⓘ Connect Bluetooth prior to use the Playback controls, Handsfree and Voice command.

Multi phone pairing



Dual Play



Controller App



Specification

Power Supply:

- 19 V \equiv 1.7 A (AC Adapter)
- Built-in rechargeable battery

Power consumption: Refer to the main label.

AC Adapter :

- Model: LCAP25A
- Manufacturer: Lien Chang Electronic Enterprise Co., Ltd.
- Input: 100-240 V- 50-60 Hz
- Output: 19 V \equiv 1.7 A

Dimensions (W x H x D):

- Approx. 320 mm X 167 mm X 152 mm
(12.60 inch x 6.57 inch x 6.00 inch)

Operating Temperature: 5 °C to 35 °C
(41 °F to 95 °F)

Operating Humidity: 5 % to 60 %

Water-proof: IPX5

- Degree of protection against jets of water.

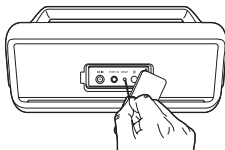
Battery Life: Approx. 22 hours

(Varies by volume level and audio content.)

- Design and specifications are subject to change without notice.

Important Notice

- Fully charge the device before using for the first time.
- For more information on Dual Play (Connection, Compatible models etc.), refer to online owner's manual.
 - The speaker might not synchronize sound with visuals in Dual play.
- To enjoy more features, download the "Music Flow Bluetooth" App to your device. (Only Android)
- **Resetting**
In the case of the speaker freezing due to malfunction, press the **RESET** button using an object like a thin pin.



For more information, download the online owner's manual. <http://www.lg.com>

Safety Information

CAUTION: TO REDUCE THE RISK OF ELECTRIC SHOCK DO NOT REMOVE COVER (OR BACK) NO USER-SERVICEABLE PARTS INSIDE REFER SERVICING TO QUALIFIED SERVICE PERSONNEL



This lightning flash with arrowhead symbol within an equilateral triangle is intended to alert the user to the presence of

uninsulated dangerous voltage within the product's enclosure that may be of sufficient magnitude to constitute a risk of electric shock to persons.



The exclamation point within an equilateral triangle is intended to alert the user to the presence of important operating and maintenance (servicing) instructions in the literature accompanying the product.

WARNING:

- TO PREVENT FIRE OR ELECTRIC SHOCK HAZARD, DO NOT EXPOSE THIS PRODUCT TO RAIN OR MOISTURE.
- Do not install this equipment in a confined space such as a book case or similar unit.
- This unit contains magnets which can be harmful to certain types of objects (Ex : Magnetic cards, Pacemakers, etc.).

CAUTION:

- Do not block any ventilation openings. Install in accordance with the manufacturer's instructions. Slots and openings in the cabinet are provided for ventilation and to ensure reliable operation of the product and to protect it from over heating. The openings should never be blocked by placing the product on a bed, sofa, rug or other similar surface. This product shall not be placed in a built-in installation such as a bookcase or rack unless proper ventilation is provided or the manufacturer's instruction has been adhered to.

- The apparatus should not be exposed to water (dripping or splashing) and no objects filled with liquids, such as vases, should be placed on the apparatus.
- No naked flame sources, such as lighted candles, should be placed on the apparatus.
- To avoid fire or electric shock, do not open the unit: contact to qualified personnel only.
- Do not leave the unit in a place near the heating appliances or subject to direct sunlight, moisture, or mechanical shock.
- The Power Plug is the disconnecting device. In case of an emergency, the Power Plug must remain readily accessible.
- To clean the unit, use a soft, dry cloth. If the surfaces are extremely dirty, use a soft cloth lightly moistened with a mild detergent solution. Do not use strong solvents such as alcohol, benzene, or thinner, as these might damage the surface of the unit.
- Do not use volatile liquids such as insecticide spray near the unit. Wiping with strong pressure may damage the surface. Do not leave rubber or plastic products in contact with the unit for a long period of time.
- Do not place the unit over the vehicle's air bag. When the air bag deploys, it may result in injury. Before using in the car, fix the unit.
- Do not use the handsfree function during driving a car.
- Do not leave the unit on an unstable place such as high shelves. It may fall down because of the vibration of the sound.
- Do not use high voltage products around this product. (ex. Electrical swatter) This product may malfunction due to electrical shock.







CAUTION when using this product in environments of low humidity.

- It may cause static electricity in environments of low humidity.
- It is recommended to use this product after touching any metal object which conducts electricity.

NOTICE: For safety marking information including product identification and supply ratings, please refer to the main label on the bottom or the other surface of the product.

CAUTION: Only use the AC adapter supplied with this device. Do not use a power supply from another device or another manufacturer. Using any other power cable or power supply may cause damage to the device and void your warranty.

Symbols

	Refers to alternating current (AC).
	Refers to direct current (DC).
	Refers to class II equipment.
	Refers to stand-by.
	Refers to "ON" (power).
	Refers to dangerous voltage.

For models using a battery

This device is equipped with a portable battery or accumulator.

How to Safely remove the batteries or the battery pack from the equipment: To Remove the old batteries or battery pack, follow the assembly steps in reverse order. To prevent contamination of the environment and bring on possible threat to human and/or animal health, the old batteries or the battery pack must be put in an appropriate container at designated collection points. Do not dispose of batteries or battery pack together with other waste. It is recommended that you use local, free reimbursement systems batteries or battery packs, (may not be available in your area). The batteries or the battery pack should not be exposed to excessive heat such as sunshine, fire or the like.

FCC Compliance Statement

This equipment has been tested and found to comply with the limits for a Class B digital device, pursuant to Part 15 of the FCC Rules. These limits are designed to provide reasonable protection against harmful interference in a residential installation. This equipment generates, uses, and can radiate radio frequency energy and, if not installed and used in accordance with the instructions, may cause harmful interference to radio communications. However, there is no guarantee that interference will not occur in a particular installation. If this equipment does cause harmful interference to radio or television reception, which can be determined by turning the equipment off and on, the user is encouraged to try to correct the interference by one or more of the following measures:

- Reorient or relocate the receiving antenna.
- Increase the separation between the equipment and the receiver.
- Connect the equipment to an outlet on a circuit different from that to which the receiver is connected.
- Consult the dealer or an experienced radio/TV technician for help.

This device complies with part 15 of the FCC Rules. Operation is subject to the following two conditions: (1) this device may not cause harmful interference and (2) this device must accept any interference received, including interference that may cause undesired operation. Any changes or modifications in construction of this device which are not expressly approved by the party responsible for compliance could void the user's authority to operate the equipment.

FCC RF Radiation Exposure Statement:

This equipment complies with FCC radiation exposure limits set forth for an uncontrolled environment. This transmitter must not be co-located or operating in conjunction with any other antenna or transmitter. This equipment should be installed and operated with minimum distance 20 cm (7.8 inches) between the antenna and your body. Users must follow the specific operating instructions for satisfying RF exposure compliance.

Supplier's Declaration of Conformity

Trade Name	LG
Responsible Party	LG Electronics USA, Inc.
Address	1000 Sylvan Ave Englewood Cliffs, NJ 07632
Telephone	(201)266-2215

IMPORTANT SAFETY INSTRUCTIONS

1. Read these instructions.
2. Keep these instructions.
3. Heed all warnings.
4. Follow all instructions.
5. Do not use this apparatus near water.
6. Clean only with dry cloth.
7. Do not block any ventilation openings. Install in accordance with the manufacturer's instructions.
8. Do not install near any heat sources such as radiators, heat registers, stoves, or other apparatus (including amplifiers) that produce heat.
9. Do not defeat the safety purpose of the polarized or grounding-type plug. A polarized plug has two blades with one wider than the other. A grounding type plug has two blades and a third grounding prong. The wide blade or the third prong are provided for your safety. If the provided plug does not fit into your outlet, consult an electrician for replacement of the obsolete outlet.
10. Protect the power cord from being walked on or pinched particularly at plugs, convenience receptacles, and the point where they exit from the apparatus.
11. Only use attachments/accessories specified by the manufacturer.

12. Use only with the cart, stand, tripod, bracket, or table specified by the manufacturer, or sold with the apparatus. When a cart is used, use caution when moving the cart/apparatus combination to avoid injury from tip-over.



13. Unplug this apparatus during lightning storms or when unused for long periods of time.
14. Refer all servicing to qualified service personnel. Servicing is required when the apparatus has been damaged in any way, such as power-supply cord or plug is damaged, liquid has been spilled or objects have fallen into the apparatus, the apparatus has been exposed to rain or moisture, does not operate normally, or has been dropped.

USA Only (Product with embedded rechargeable battery ONLY)

In case rechargeable battery is included in this product, the entire device should be recycled in compliance with rechargeable battery recycling standards because of the internal battery.

To dispose of properly, call (800) 822-8837 or visit www.call2recycle.org.





LG Customer Information Center

1-800-243-0000

USA, Consumer

1-888-865-3026

USA, Commercial

Register your product Online!

www.lg.com

Printed in China