

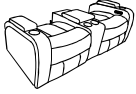






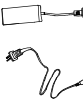
ASSEMBLY INSTRUCTION

MODEL: UM2768 -PCRLS W/PHR AND LED

**DESCRIPTION: POWER CONSOLE RECLINING
LOVESEAT W/ PHR**

Thank you for purchasing this quality product. Be sure to check all packing material carefully for small parts that may have come loose inside the carton during shipment.

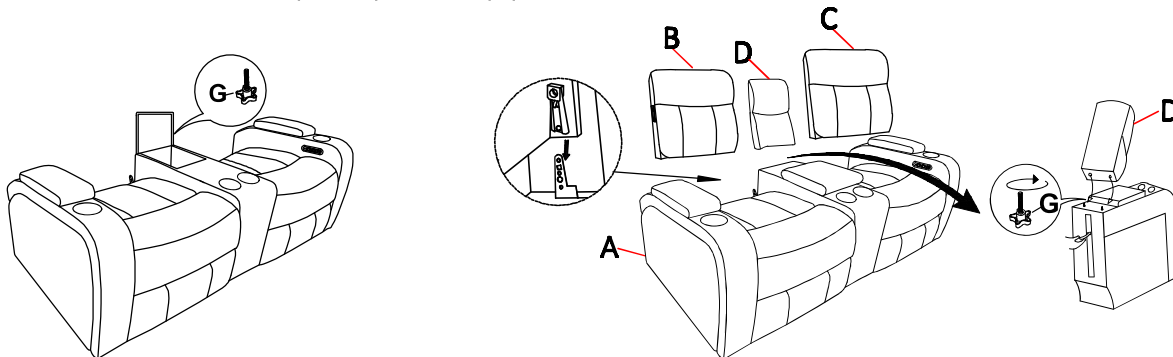
PART LIST:

No.	Description	Sketch	Quantity	No.	Description	Sketch	Quantity
A		Seat	1PC	B		Left Back	1PC
C		Right Back	1PC	D		Middle Back	1PC
E		Left Wing	1PC	F		Right Wing	1PC
G		Knob With Bolt	2PC	H		Plug With Wire	1PC

STEP 1:

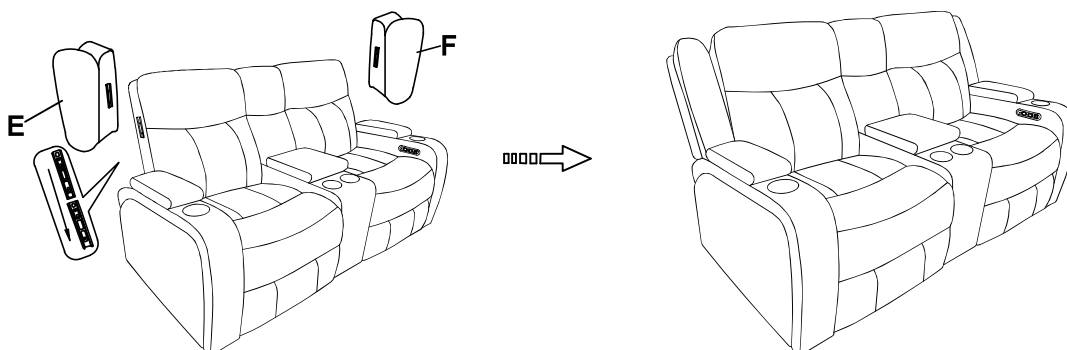
Important

1. Please refer to the provided diagram, take out parts G.
2. Attached Backrest (B,C,D) to seat (A).



STEP 2:

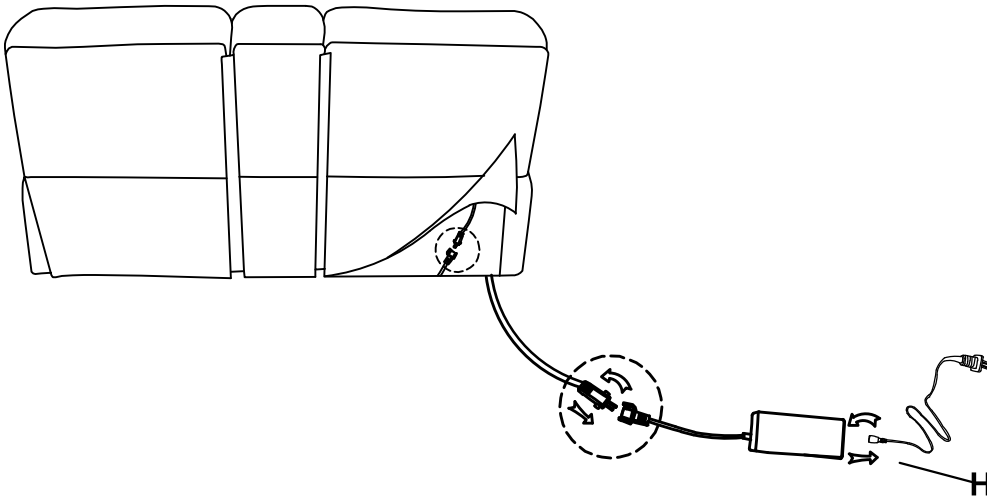
1. Slide parts E and F until they are firmly and stably positioned.



Made In Viet Nam

STEP 3:

Important: Connect the plug (H) to the sofa seat (A).



STEP 4:

Important : Open the footrest by fulling out the Switch.

