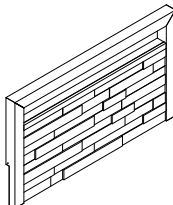
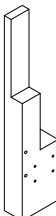
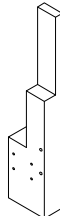
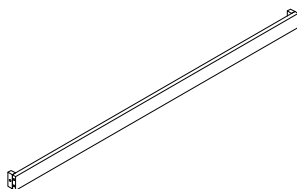

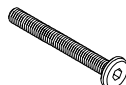



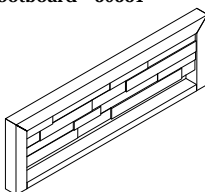
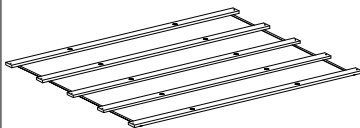
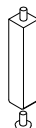
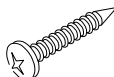
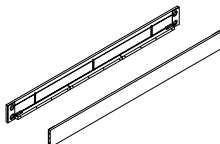





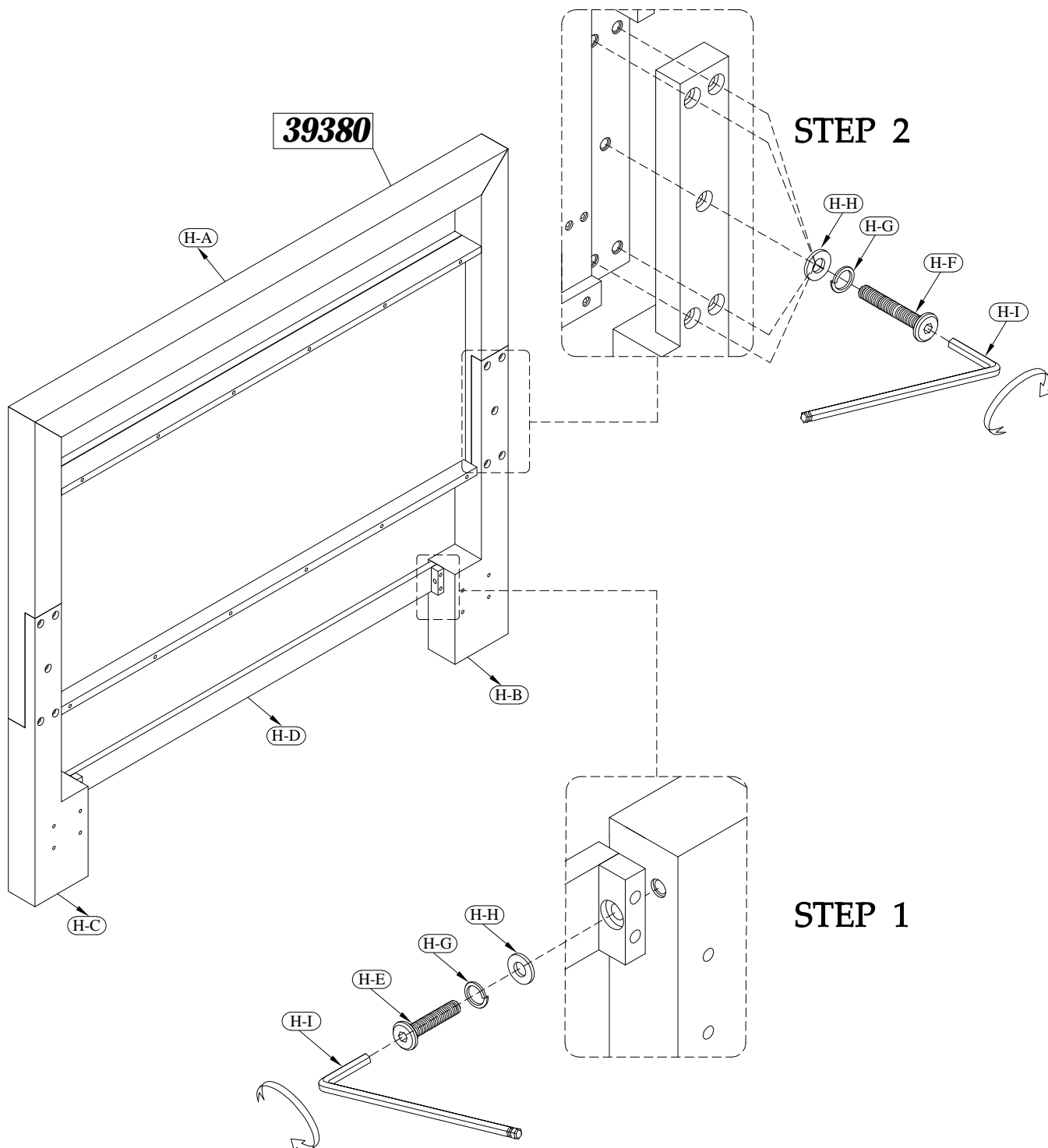


<div>Riverside FURNITURE</div> <div>email: <a href="mailto:info@riverside-furniture.com">info@riverside-furniture.com</a></div>		<div>Intrigue Bedroom</div> <div>Assembly Instructions</div>		<div>Page 1 of 5</div> <div>Made in Viet Nam</div> <div>King Panel Bed</div>	
<div>Warning :</div> <div><div>- Be sure to check all packing material carefully for small parts, which may have come loose inside the carton during shipment.</div><div>- To prevent possible scratches and damage, this furniture MUST BE ASSEMBLED BY TWO PEOPLE on a soft surface such as a blanket or carpet.</div></div>					
<div>Hardware and Parts packed with the Headboard</div>					
<div>Panel Headboard - 39380</div> <div></div> <div>(H-A) 1 pc.</div>	<div>Headboard Post Left</div> <div></div> <div>(H-B) 1 pc.</div>	<div>Headboard Post Right</div> <div></div> <div>(H-C) 1 pc.</div>	<div>Headboard Stretcher</div> <div></div> <div>(H-D) 1 pc.</div>		
<div>Ø5/16" x 1- 9/16" Allen Head Bolt</div> <div></div> <div>(H-E) 2 pcs.</div>	<div>Ø5/16" x 2" Allen Head Bolt</div> <div></div> <div>(H-F) 10 pcs.</div>	<div>Ø5/16" Spring Washer</div> <div></div> <div>(H-G) 12 pcs.</div>	<div>Ø5/16" x Ø19mm Flat Washer</div> <div></div> <div>(H-H) 12 pcs.</div>	<div>4mm Allen key</div> <div></div> <div>(H-I) 1 pc.</div>	
<div>Hardware and Parts packed with the Footboard</div>					
<div>Panel Footboard - 39381</div> <div></div> <div>(F-A) 1 pc.</div>	<div>Slats</div> <div></div> <div>(F-B) 5 pcs.</div>	<div>Support leg</div> <div></div> <div>(F-C) 10 pcs.</div>	<div>Screw Ø4 x 1 - 3/16"</div> <div></div> <div>(F-D) 10 pcs.</div>		
<div>Hardware and Parts packed with the Bed Rails</div>					
<div>Bed Rails - 39372</div> <div></div> <div>(R-A) 2 pcs.</div>	<div>Ø5/16" Curved Washer</div> <div></div> <div>(R-B) 8 pcs.</div>	<div>Ø5/16" Spring Washer</div> <div></div> <div>(R-C) 8 pcs.</div>	<div>Ø5/16" x 12mm Nut</div> <div></div> <div>(R-D) 8 pcs.</div>	<div>Ø5/16" x 3-5/32" All - Thread Bolt</div> <div></div> <div>(R-E) 8 pcs.</div>	<div>12 mm Open Wrench</div> <div></div> <div>(R-F) 1 pc.</div>
<div>6/0 King Bed</div> <div>39380 -- 6/0-6/6 Panel Headboard</div> <div>39381 -- 6/6 Panel Footboard</div> <div>39372 -- 5/0-6/6 Bed Rails</div>					

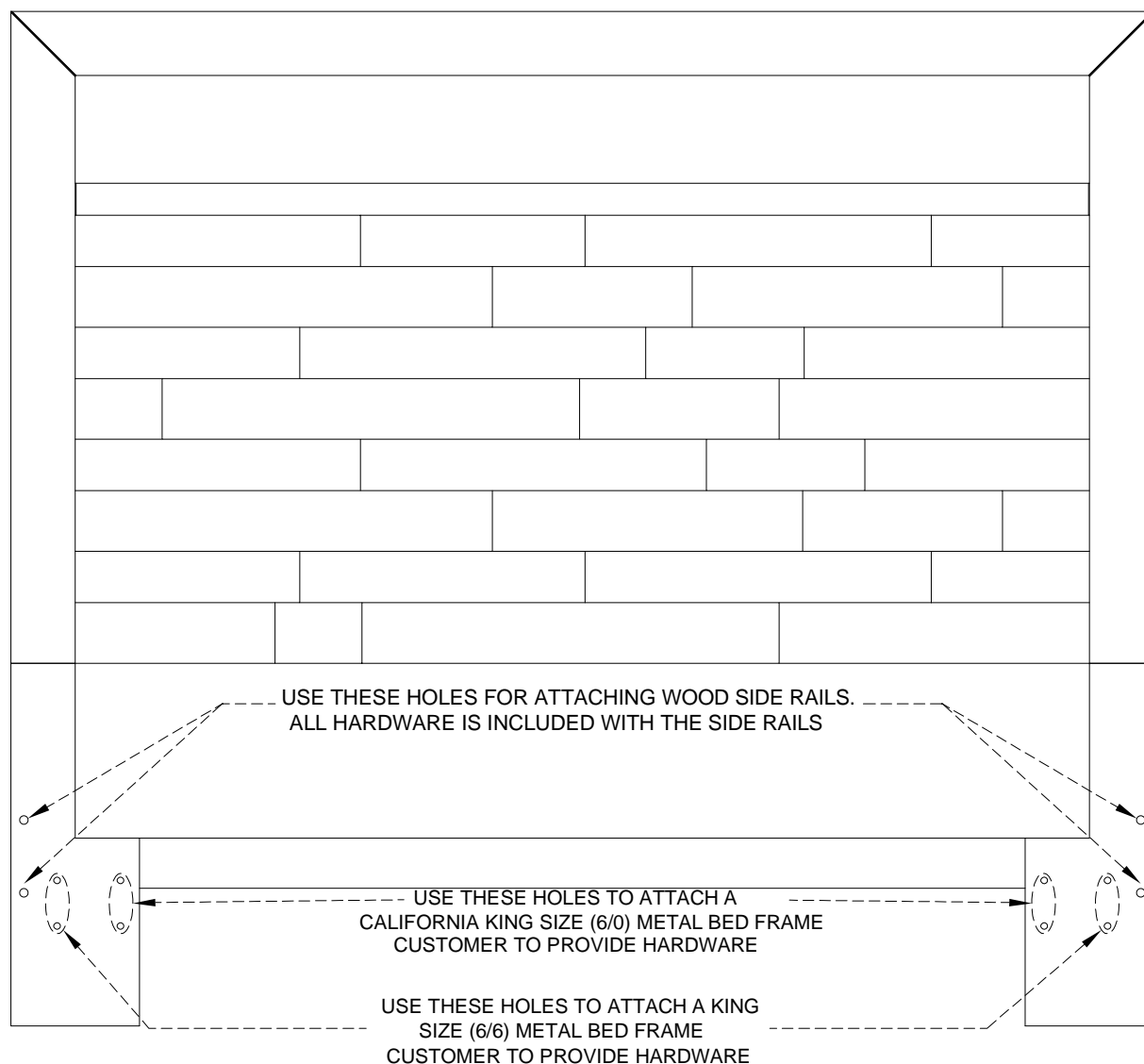
**6/0 King Bed**

**39380 -- 6/0-6/6 Panel Headboard**



**6/0 King Bed**

**39380 -- 6/0-6/6 Panel Headboard**



**6/0 Bed**

**THE HEADBOARD MAY BE USED ALONE  
WITH A CALIFORNIA KING OR A STANDARD  
KING SIZE METAL BED FRAME.**

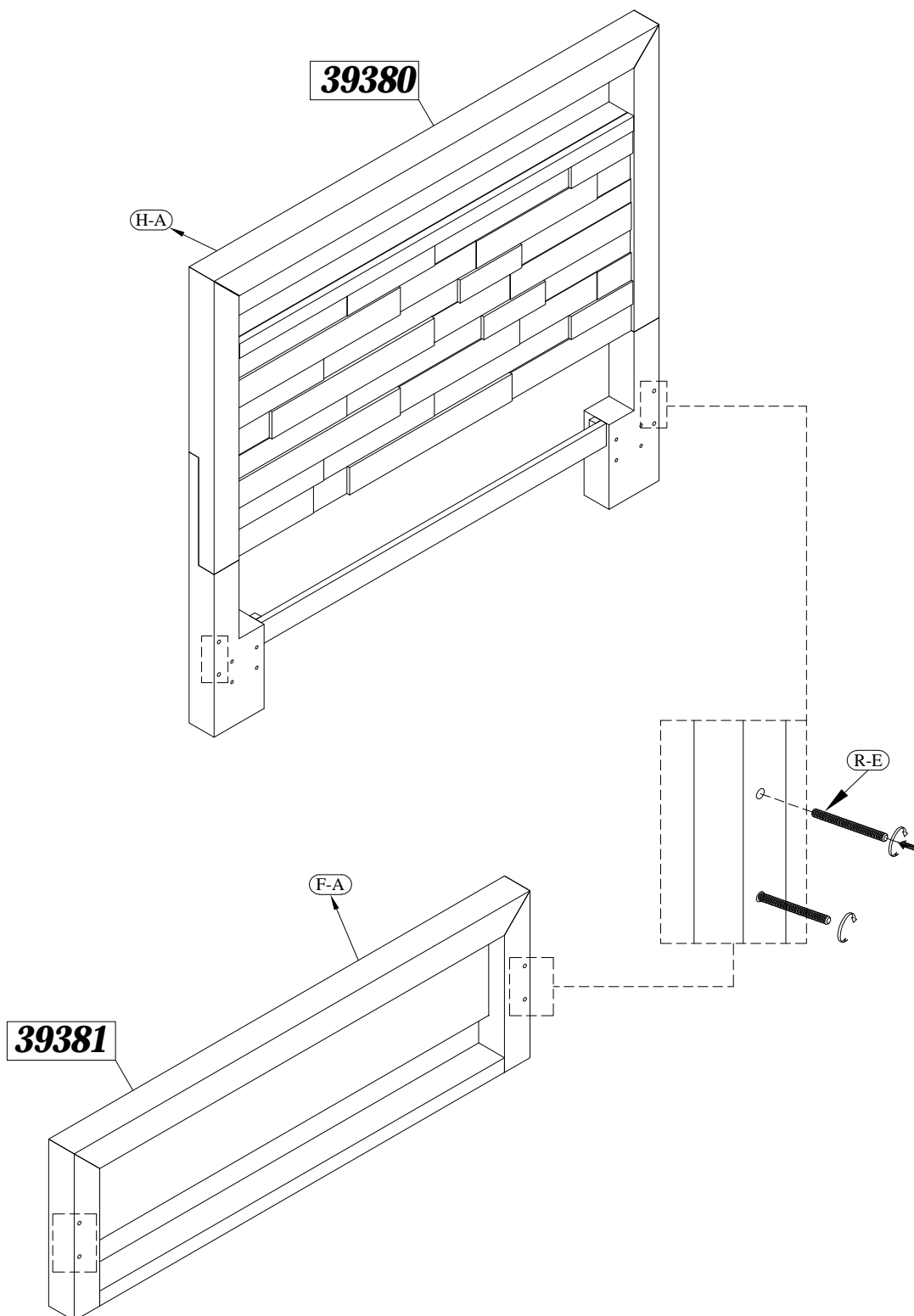
**6/0 King Bed**

**39380 -- 6/0-6/6 Panel Headboard**

**39381 -- 6/6 Panel Footboard**

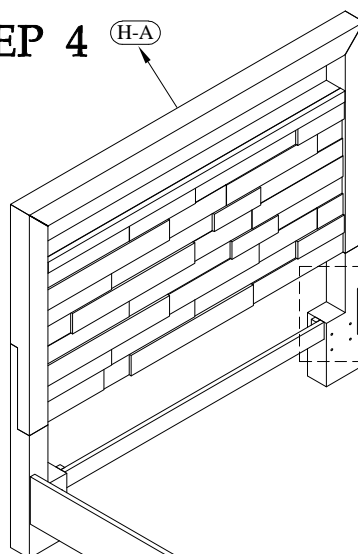
**39372 -- 5/0-6/6 Bed Rails**

**STEP 3**



**STEP 4**

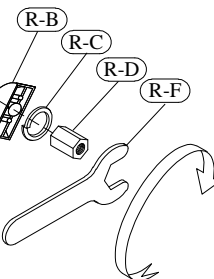
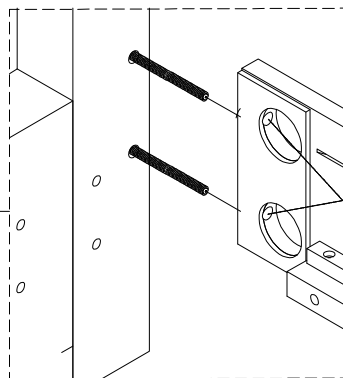
(H-A)



(R-A)

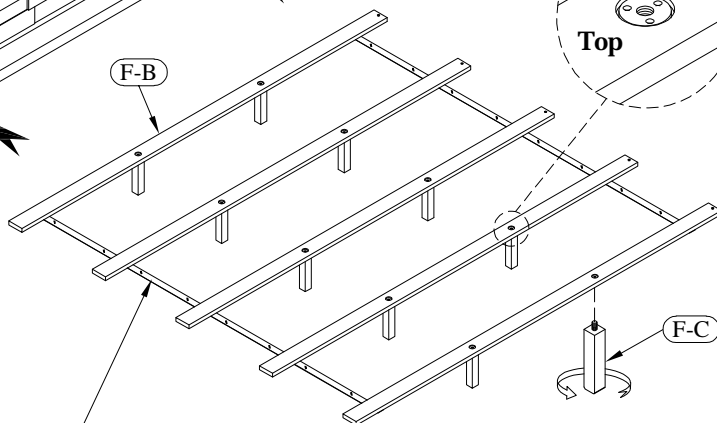
(R-A)

**39372**



**STEP 5**

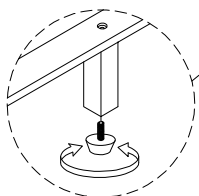
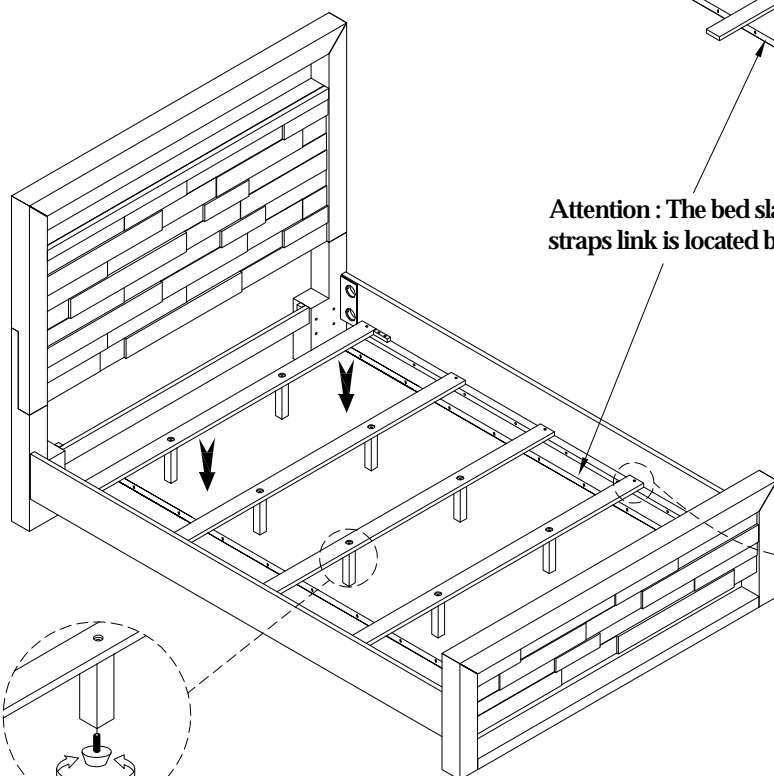
(F-B)



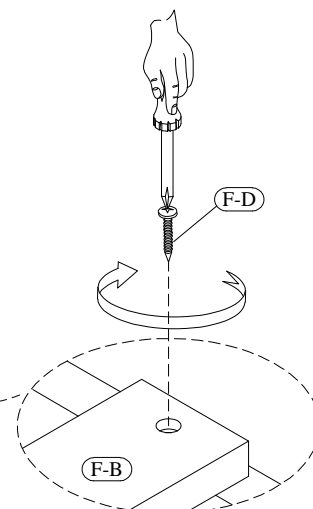
Top

(F-C)

Attention : The bed slat straps link is located below



Adjustable Leveler



**STEP 6**