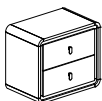







ASSEMBLY INSTRUCTIONS


ITEM : B9240-2 NIGHTSTAND

BOX OF NIGHTSTAND
PART LIST

ITEM	DRAWING	DESCRIPTION	QTY
A		NIGHTSTAND	1
B		LEG	4

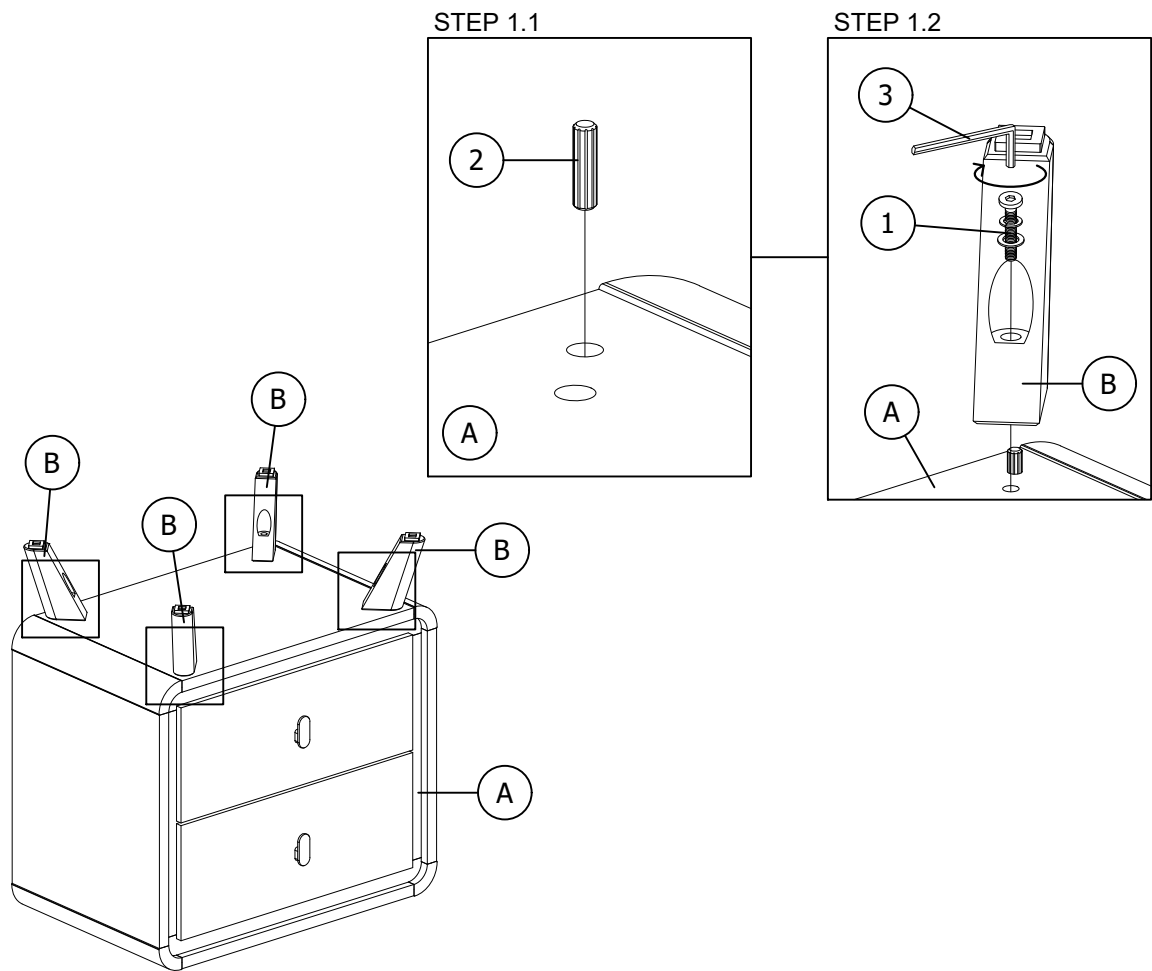
BOX OF NIGHTSTAND
HARDWARE LIST

ITEM	DRAWING	DESCRIPTION	QTY
1		JCBB Screw M8 x 60MM	4
2		WOOD DOWEL Ø8 x 30MM	4
3		ALLEN KEY M5	1
4		TIPPING RESTRAINT 1 PC * Located in the chest 1st drawer	1



COMPLETED ASSEMBLY

STEP 1




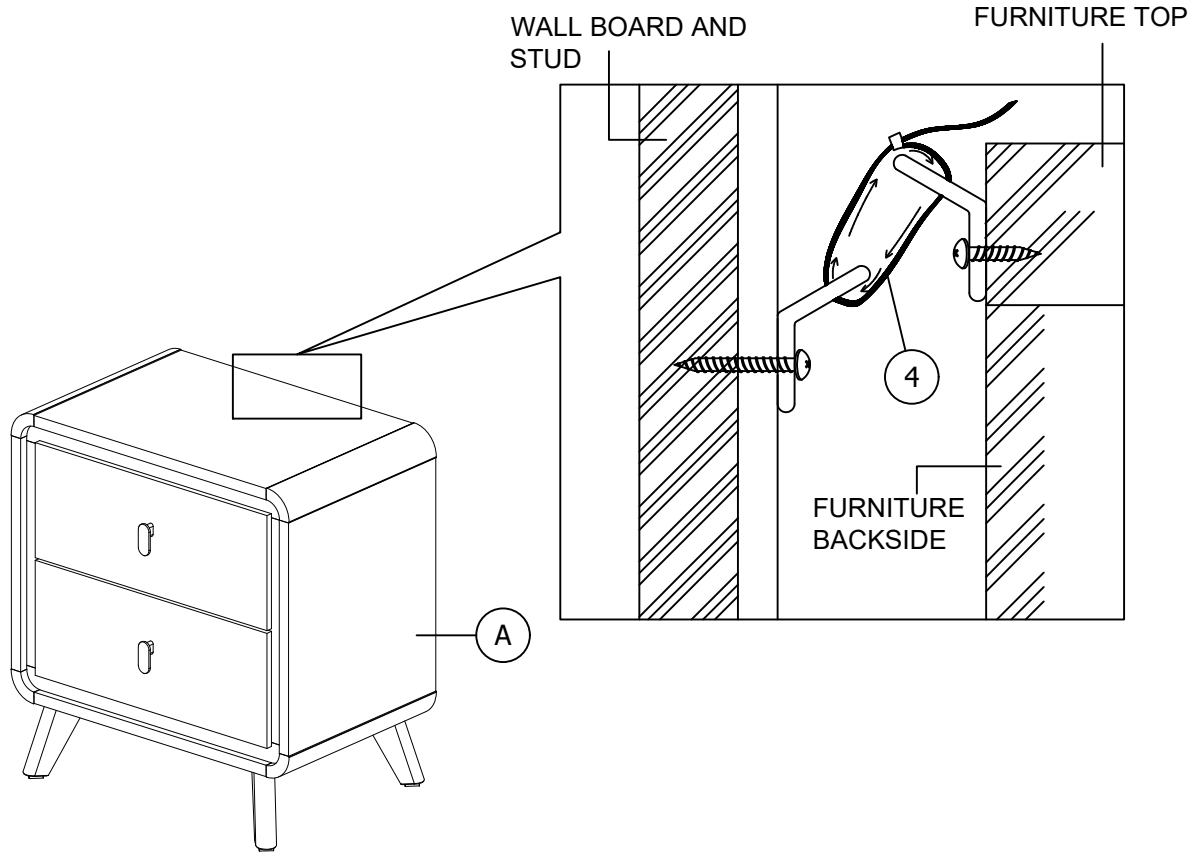
THE HARDWARE IS LOCATED IN THE PACKING ITEMS
THE ANTI TIPPING HARDWARE IS LOCATED IN THE NIGHTSTAND 1ST DRAWER

NOTE : MUST TIGHT SCREWS PERIODICALLY. WITH USE SCREWS MAY BECOME LOOSE.
CHECK TIGHTNESS OF ALL SCREWS EVERY 6-8 WEEKS.

ASSEMBLY INSTRUCTIONS

ITEM : B9240-2 NIGHTSTAND

STEP 2



THE HARDWARE IS LOCATED IN THE PACKING ITEMS
THE ANTI TIPPING HARDWARE IS LOCATED IN THE NIGHTSTAND 1ST DRAWER

PAGE 02 OF 02

NOTE : MUST TIGHT SCREWS PERIODICALLY. WITH USE SCREWS MAY BECOME LOOSE.
CHECK TIGHTNESS OF ALL SCREWS EVERY 6-8 WEEKS.

MADE IN MALAYSIA