



## ASSEMBLY INSTRUCTIONS COASTER FINE FURNITURE



*Fine Furniture for every stage of life*

115173  
DINING CHAIR

REVISION 0: 06/30/2021

ITEM : 115173



## ASSEMBLY INSTRUCTIONS

### ASSEMBLY TIPS:

- 1.Remove hardware from box and sort by size.
- 2.Please check to see that all hardware and parts are present prior to start of assembly.
- 3.Please follow attached instructions in the same sequence as numbered to assure fast & easy assembly.



### WARNING !

- 1.Don't attempt to repair or modify parts that are broken or defective. Please contact the store immediately.
- 2.This product is for home use only and not intended for commercial establishments.



ASSEMBLY TIME

5 MINUTES

### PARTS IDENTIFICATION

### HARDWARE IDENTIFICATION

A		BACK AND SEAT	1PC
B		FRONT LEG	2PCS
C		BACK RIGHT LEG	1PC
D		BACK LEFT LEG	1PC

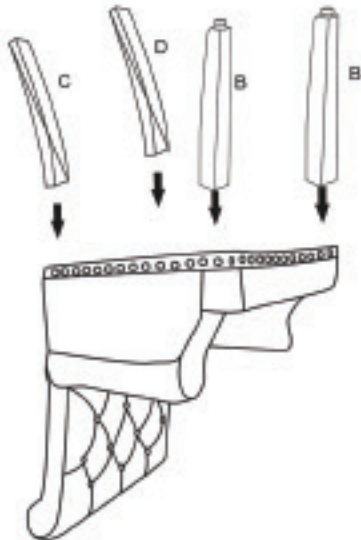
HARDWARE PACKAGE			
1	SHORT BOLT	M8x60	4PCS
2	LONG BOLT	M8x65	4PCS
3	ALLEN KEY	M8	1PC
4	LOCK WASHER	Φ8	8PCS
5	FLAT WASHER	Φ8	8PCS

ITEM: 115173

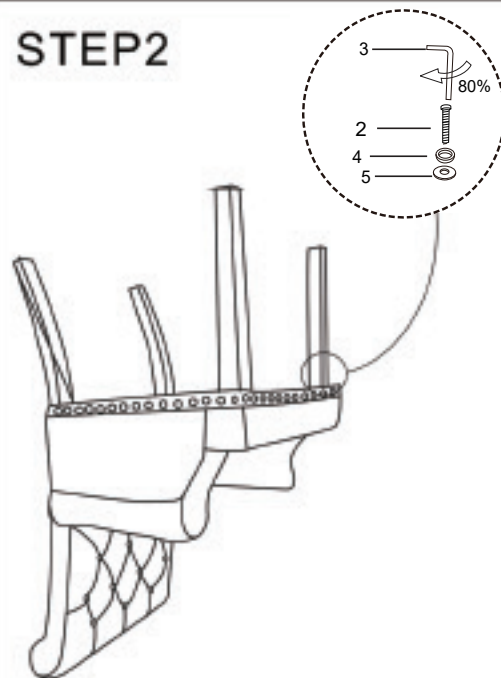


## ASSEMBLY INSTRUCTIONS

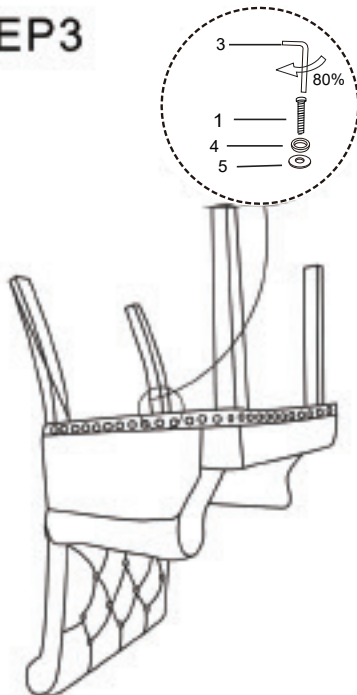
### STEP1




### STEP2



### STEP3



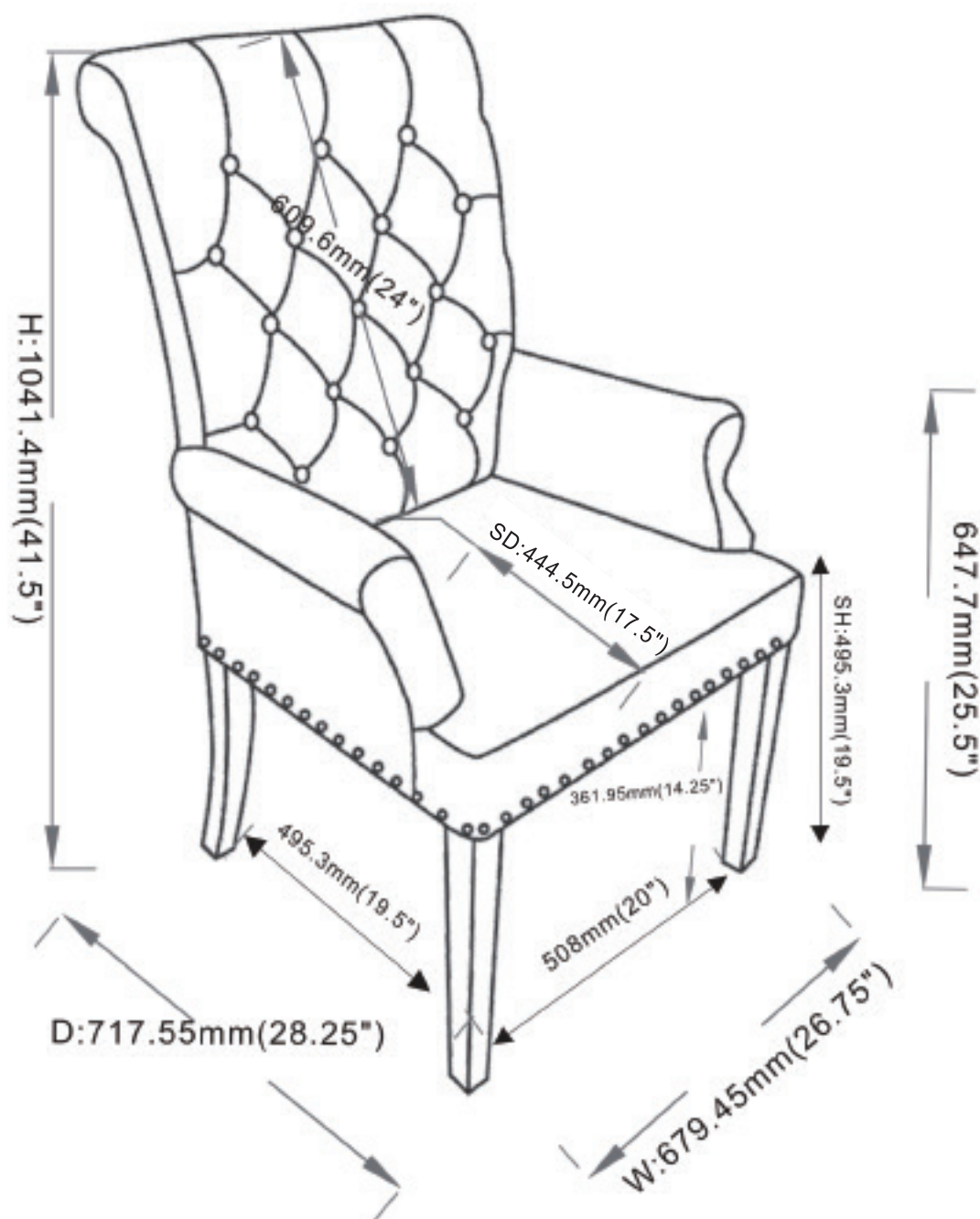
### STEP4



ITEM: 115173



## ASSEMBLY INSTRUCTIONS



Note: Dimension tolerance  $\pm 5\%$