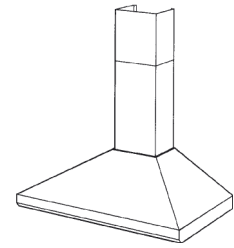


61000EX SERIES RANGE HOOD

For use with external blowers.



An enduring stainless steel design that combines the flawless look of Italian style with a lasting impression.

FEATURES

- Italian design
- Wall mount
- Finish: 430 Stainless Steel #4 Brushed
- Widths: 35-7/16" (90cm), 48"
- Ducted telescopic flue accommodates 8' to 9' ceilings
- 8" round duct connector/backdraft damper
- Halogen lighting (2 x 20 watt on 35-7/16" width; 4 x 20watt on 48" width; Type JC 12V 20W G4 base, bulbs included)
- 0.86 Amps - Hood lighting only
- Concealed three-speed slide control
- External mounted blowers available from 280 CFM to 1500 CFM
- Dishwasher-safe filters feature a quick-release latch and decorative cover plate
- Heat Sentry™ - automatically turns blower to high speed when excess cooking heat is detected

OPTIONS

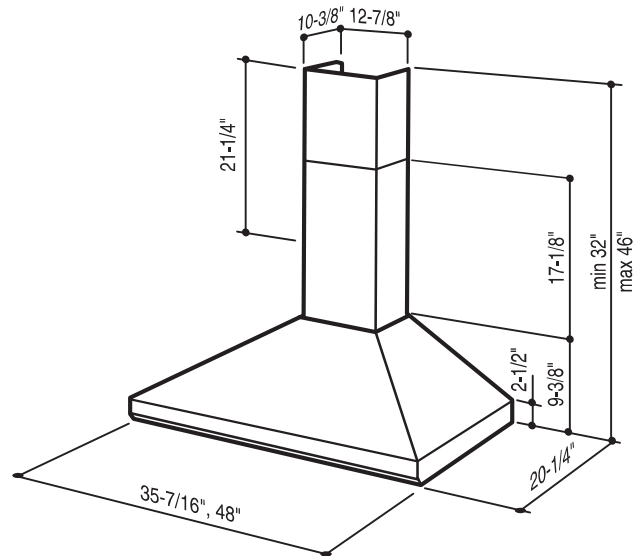
- 8" to 10" transition (Model 414)
- Replacement grease filters available
- Flue extension for 10' ceiling (Model RFX6104EX) (33-7/16" long)
- Internal blower version available (61000)



BLOWER SPECIFICATIONS

(Purchase blower separately)

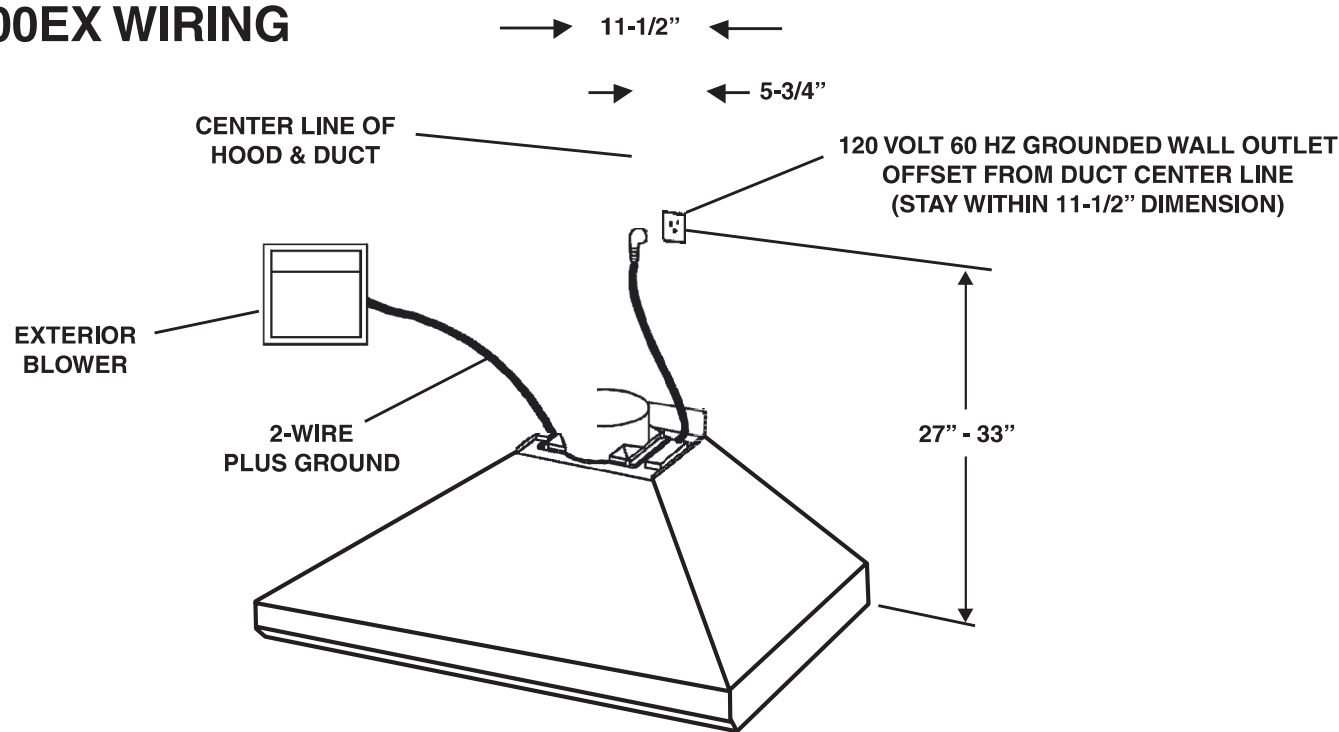
External Blowers	Volts	Amps (blower only)	CFM	Duct (8-in. round at hood)
331H	120	2.3	600	10-in. round at blower
332H	120	5.7	900	10-in. round at blower
335	120	3.0	1200	10-in. round at blower
336	120	3.8	1500	10-in. round at blower
In-Line Blowers	Volts	Amps (blower only)	CFM	Duct (8-in. round at hood)
HLB3	120	2.6	260 V 280 H	8-in. round intake & 10-in. round exhaust
HLB6	120	2.9	600 V 600 H	10-in. round intake & exhaust
HLB9	120	3.0	700 V 800 H	10-in. round intake & exhaust
HLB11	120	5.0	1000 V 1100 H	10-in. round intake & exhaust



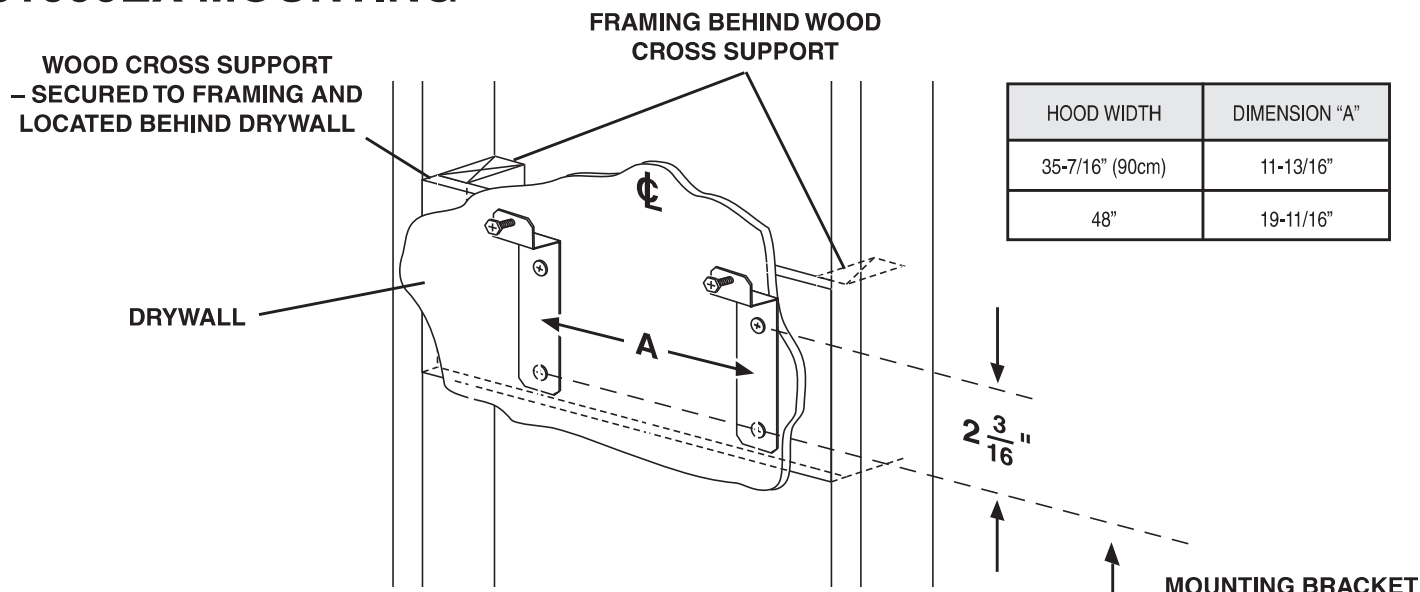
Broan-NuTone LLC Hartford, Wisconsin www.broan.com 800-558-1711
Broan-NuTone Canada Mississauga, Ontario www.broan.ca 877-896-1119

REFERENCE	QTY.	REMARKS	Project
			Location
			Architect
			Engineer
			Contractor
			Submitted by Date

61000EX WIRING



61000EX MOUNTING



HOOD WIDTH	DIMENSION "A"
35-7/16" (90cm)	11-13/16"
48"	19-11/16"

CEILING HEIGHT	HOOD DISTANCE ABOVE 36" HIGH COOKTOP (SEE NOTE AT RIGHT)						
	24"	25"	26"	27"	28"	29"	30"
MOUNTING BRACKET LOCATION ABOVE 36" HIGH COOK TOP							
8 FEET	27"	28"	29"	30"	31"		
9 FEET			29"	30"	31"	32"	33"
10 FEET WITH RFX6104EX			29"	30"	31"	32"	33"

MOUNTING BRACKET LOCATION (ABOVE 36" HIGH COOKTOP)

NOTE: Minimum hood distance above cooktop must not be less than 24". A maximum of 30" above the cooktop is highly recommended for best capture of cooking impurities. Distances over 30" above the cooktop are at the installer's and user's discretion - providing that ceiling height and flue length permit.

