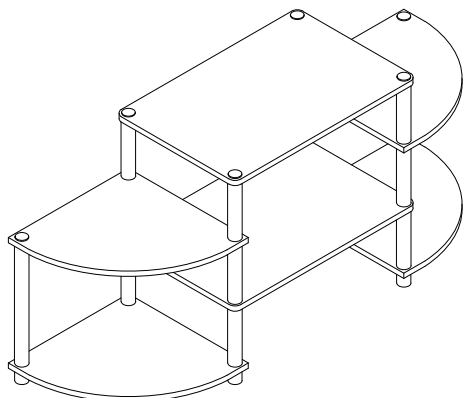


**GEOHOME®**  
ART WITH AN ATTITUDE

# ASSEMBLY INSTRUCTION

Item No: I 333-51

Description: ENTERTAINMENT CENTER







## IMPORTANT NOTE:

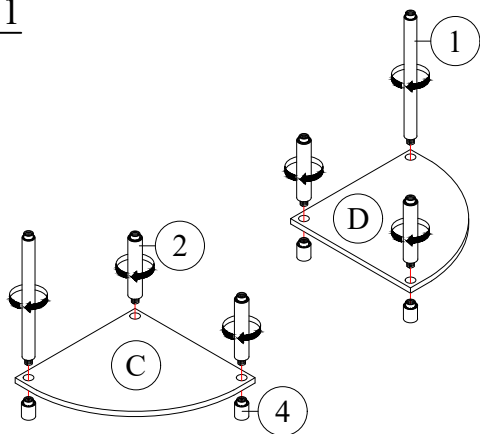
- Place all wooden parts on a clean and smooth surface such as a rug or carpet to avoid the parts from being scratched.
- Check to be sure that you have all parts and hardware.
- Remove all wrapping materials, including staples & packing straps before you start to assemble.
- Do not tighten all screws/bolts until all completely assembled.
- Keep all hardware parts out of reach of children!
- Tighten screws periodically! With the use of this product bolts and screws may become loose over time!
- Don't attempt to modify parts!

*Each Item*

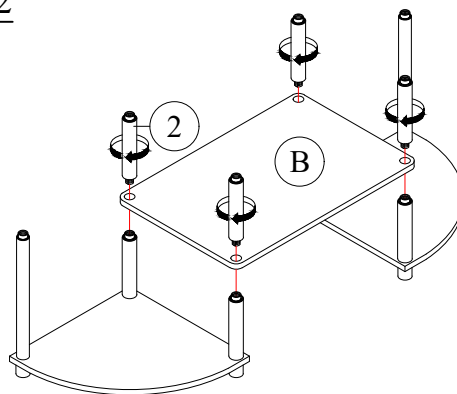
PARTS LIST		
NO	COMPONENT	QTY
A	TOP PANEL	1 PC
B	CENTER SHELF PANEL	1 PC
C	LEFT SHELF PANEL	2 PCS
D	RIGHT SHELF PANEL	2 PCS

HARDWARE LIST		
NO	DESCRIPTION	QTY
1	LONG ROUND POLE 	2 PCS
2	SHORT ROUND POLE 	12 PCS
3	ROUND CAP 	6 PCS
4	ROUND LEG 	6 PCS

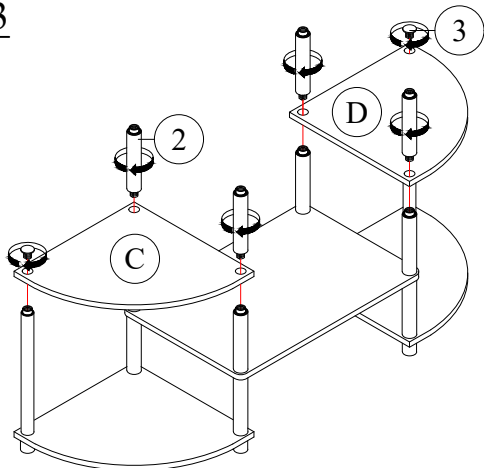
### STEP 1



### STEP 2



### STEP 3



### STEP 4

