








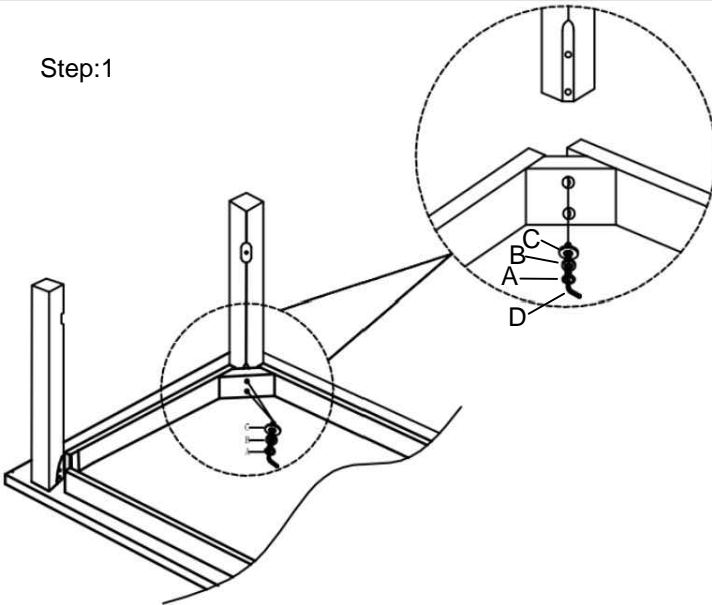
ASSEMBLY INSTRUCTIONS

ITEM#:CKS100ETE

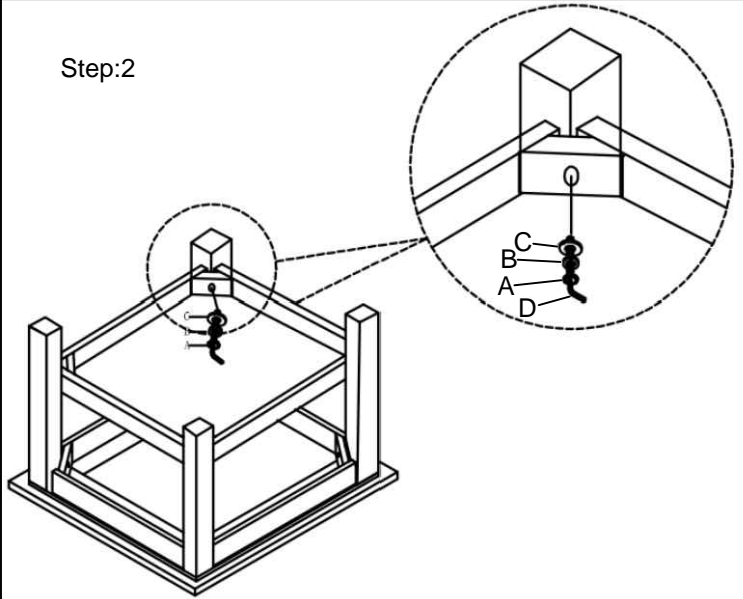
Please identify and locate all assembly parts(see parts list)before discarding any packing materials
Some parts may have become loose during transit

HARDWARE LIST					PARTS LIST			
NO	Description	Sketch	Size	Qty	NO	Description	Sketch	Qty
A	Bolt		< 5/16"*2-1/2"	12pcs	1	Top		1 pc
B	Spring washer		< 5/16"	12pcs	2	Leg		4 pcs
C	Flat washer		< 5/16"*19mm	12pcs	3	Shelf		1 pc
D	Wrench		M5	1pc				

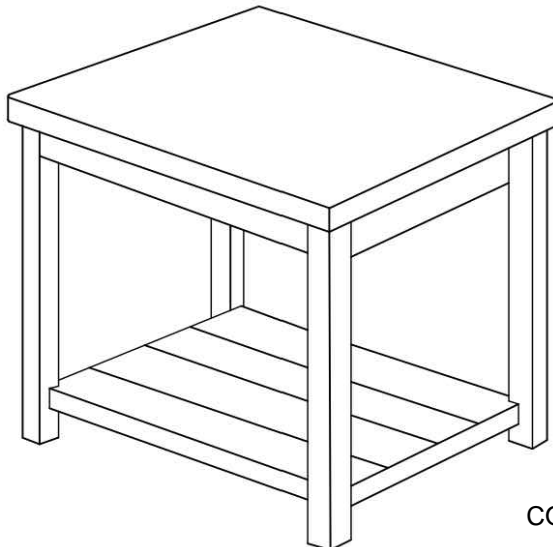
Step:1



Step:2



Step:3



COMPLETE:CONGRATULATIONS ON YOUR
ASSEMBLE SUCCESS

MADE IN CHINA