

Thank you for purchasing this quality product! It has been engineered for easy assembly yet constructed for durability. Please take the time to read and follow the instructions while assembling.

701 E Industrial Pk Dr
Manchester, NH 03109
sunsettrading.com

ASSEMBLY INSTRUCTIONS

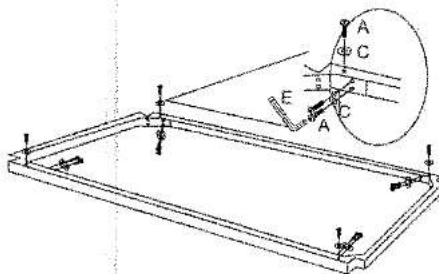
SKU: CR-K92070-4348

TABLE

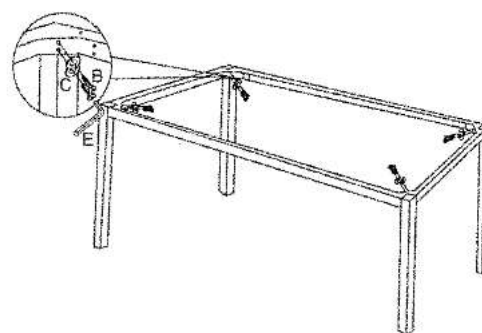


Please Contact us if you are
Missing Parts or have any Questions
877-364-8464
info@sunsettrading.com

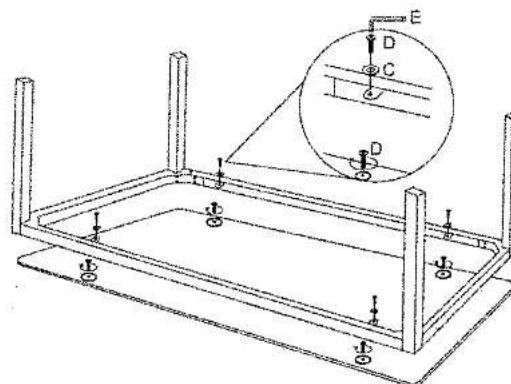
1



2








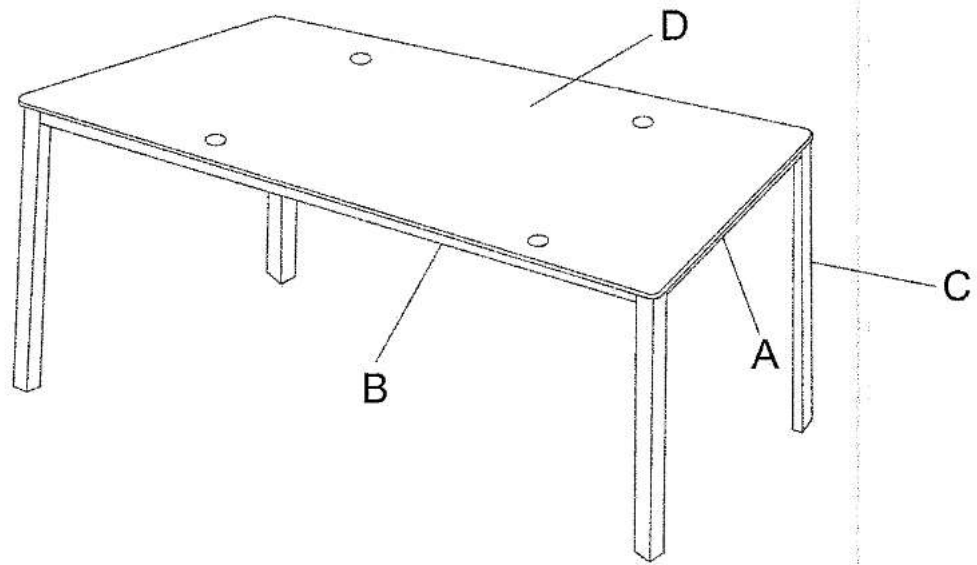
3







△ IMPORTANT NOTES:

- Keep all hardware and small parts out of reach of children.
- Remove all staples and packing straps before you start to assemble.
- Do not discard main cartons and wrapping material until assembly is complete.
- Check to be sure you have all parts and hardware. Place all product parts on a clean, soft surface to avoid parts from being scratched.
- Do not tighten all screws/bolts until completely assembled.
- Do not attempt to repair or modify parts that are broken or defective. Please contact us with Item NO and Quantity immediately. Enjoy your new Furniture!

A	12X		8*16mm
B	8X		8*35mm
C	24X		8*16mm
D	4X		8*10mm
E	1X		



A		2
B		2
C		4
D		1