

WF42H5200AP

SAMSUNG

Samsung Front-Load Washer

4.2 cu. ft. Capacity DOE



Signature Features

Steam Wash

- Uses the power of steam to remove stains without pretreatment.

Smart Care

- Troubleshoot straight from your smartphone.

Self Clean+

- Keeps your front-load washer fresh and odor-free.

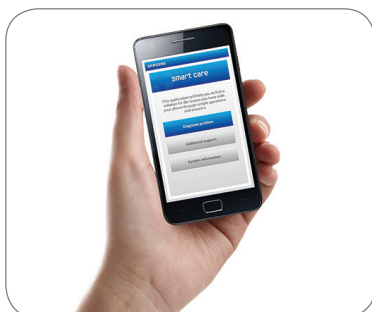
Available Colors



Platinum (shown)



White



Smart Care



Self Clean+

Features

- Steam Wash
- Smart Care
- Self Clean+
- VRT™ (Vibration Reduction Technology)
- Diamond Drum Design
- Direct Drive Motor
- 1200 RPM Maximum Spin Speed
- Internal Water Heater
- 9 Preset Wash Cycles
- 10 Options
- Garment+

Convenience

- Child Lock
- Door Lock
- Dispenser Trays: Main Wash, Softener, Bleach

Rating

IMEF = 2.60
IWF = 3.30
115 kWh/yr

WF42H5200AP

SAMSUNG

Samsung Front-Load Washer

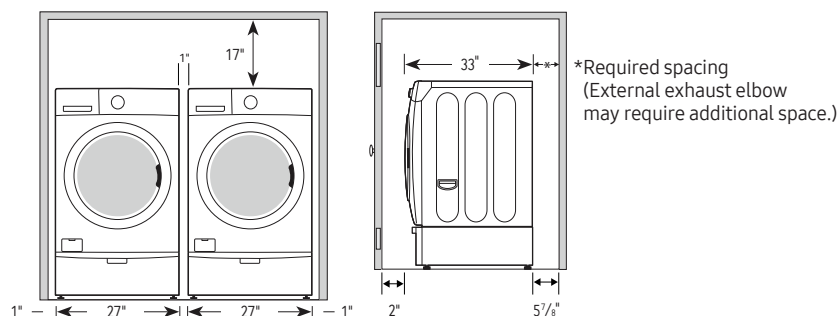
4.2 cu. ft. Capacity DOE

Installation Specifications

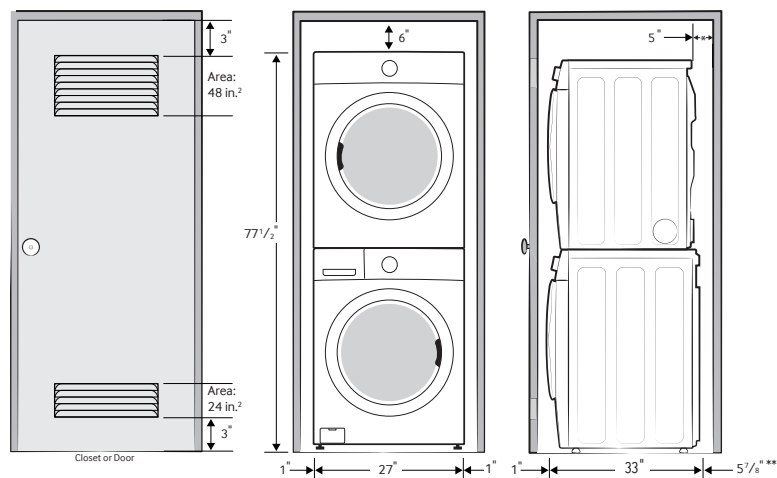
If the washer and dryer are installed together or the dryer alone, the closet front must have two unobstructed air openings for a combined minimum total area of 72-inch² (see stacked build below). Your washer alone does not require a specific air opening.

1. Alcove or closet installation

Minimum Clearance for Closet and Alcove Installations:

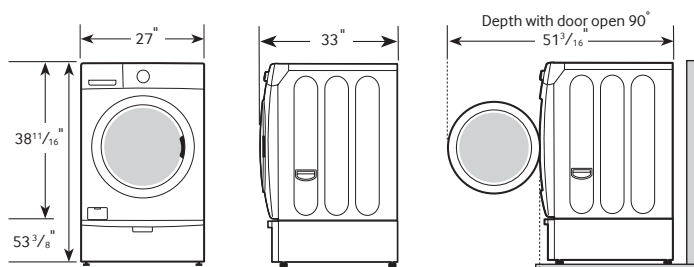


2. With stacked washer and dryer



Dimensions

Required Dimensions for Installation with Pedestal:



9 Preset Wash Cycles:

Normal, Heavy Duty, Permanent Press, Sanitize, Allergen, Bedding, Delicates, Quick Wash, Rinse and Spin

10 Options:

Steam, Self Clean+, Delay End, My Cycle, Extra Rinse, Extra Spin, Sound, Spin Only, Child Lock, Smart Care

4 Temperature Settings:

Hot, Warm, Eco Warm, Cold

4 Spin Settings:

High, Medium, Low, No Spin

3 Soil Settings:

Heavy, Normal, Light

Dispenser Trays:

Main Wash, Softener, Bleach

Warranty

One (1) Year Parts and Labor
Three (3) Years Stainless Steel Drum (Part Only)
Ten (10) Years Direct Drive Motor (Part Only)

Product Dimensions & Weight (WxHxD)

Dimensions: 27" x 38 3/4" x 33"

Weight: 194 lbs

Shipping Dimensions & Weight (WxHxD)

Dimensions: 29 3/8" x 41 5/8" x 35 5/8"

Weight: 203 lbs

Color

Platinum

White

Model

WF42H5200AP

WF42H5200AW

UPC Code

887276963082

887276962993

Matching Dryer (Electric/Gas)

Platinum

White

DV42H5200EP

DV42H5200EW

887276963204

887276963211

Platinum

White

DV42H5200GP

DV42H5200GW

887276963235

887276963242