



ASSEMBLY INSTRUCTION

Model : ALINA-WHITE-NS W/LED+USB (A+C)






Description : NIGHT STAND WITH LED
AND USB-A/C

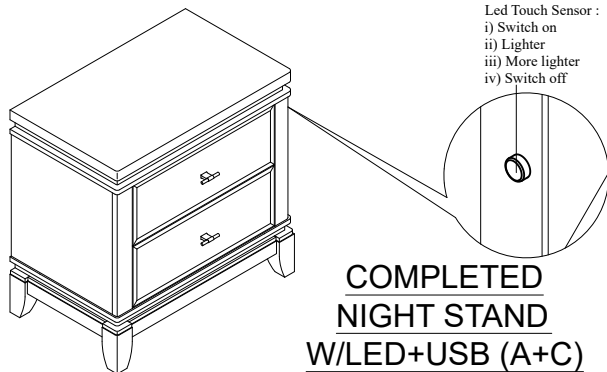
Thank you for purchasing this quality product. Be sure to check all packing material carefully for small parts that may have come loose inside the carton during shipment.

PART LIST :

No.	Description	Diagram	Quantity
A	NIGHTSTAND WITH LED AND USB-A/C		1
B	BUN FOOT		4

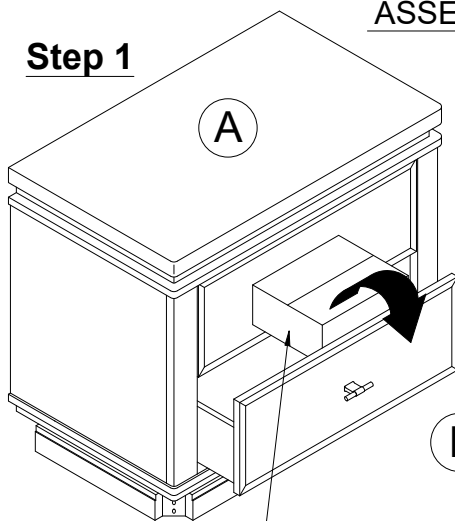
HARDWARE LIST :

No.	Description	Diagram	Size	Quantity
C	FLAT WASHER		M8 x 22mm	8
D	SPRING WASHER		M8 x 15mm	8
E	HEX NUT		M8	8
F	WRENCH			1
G	ADAPTOR			1

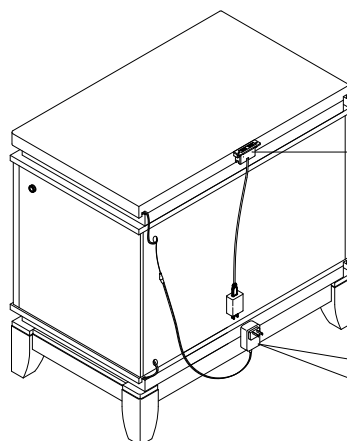


COMPLETED NIGHT STAND W/LED+USB (A+C) ASSEMBLY

Step 1

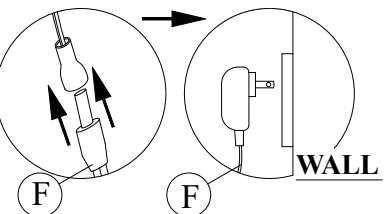


BUN FOOT'S
BOX



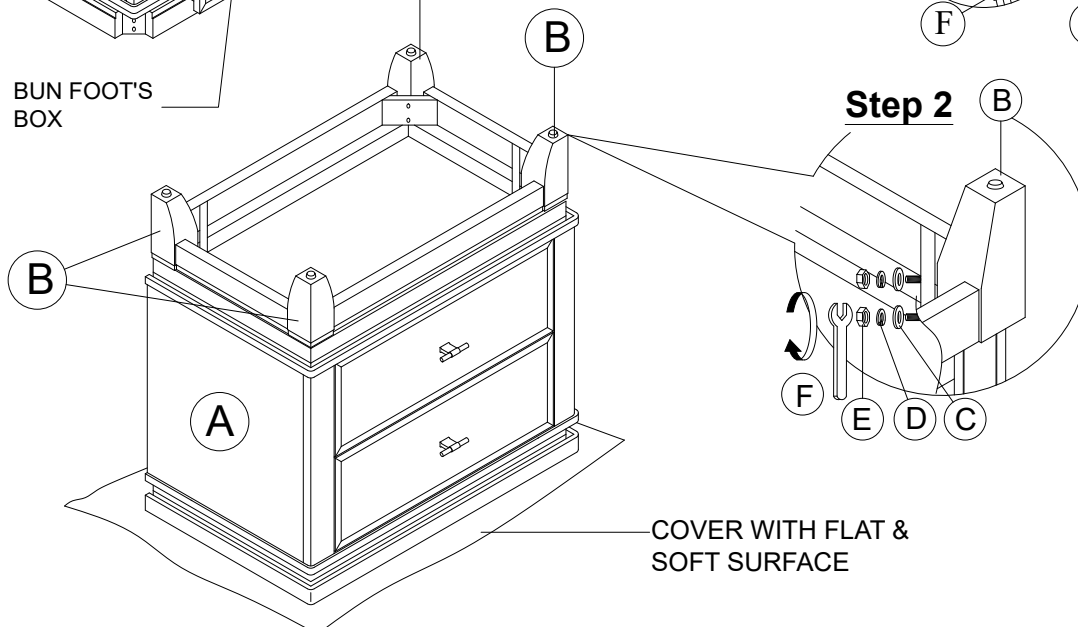
USB (A+C)

Step 3



WALL

Step 2



COVER WITH FLAT &
SOFT SURFACE

Made In Malaysia

2340W GLO NIGHT STAND W/LED