

## PARTS LIST / LISTE DES PIÈCES / LISTA DE PIEZAS

ITEM NO. / NO D'ARTICLE/ ARTICULO NO. : P359123

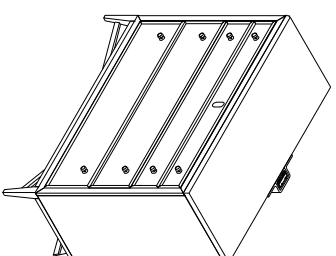
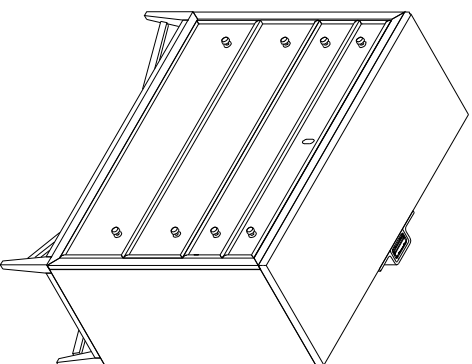
DESCRIPTION/ LA DESCRIPTION /DESCRIPCIÓN: BACHELOR'S CHEST/COMMODE/CÓMODA

**WARNING**

Children have died from furniture tipover. To reduce the risk of furniture tipover:

- NEVER** put a TV on this product.
- NEVER** allow children to stand, climb or hang on drawers, doors, or shelves.
- NEVER** open more than one drawer at a time.
- Place heaviest items in the lowest drawers.

This is a permanent label. Do not remove!



**A**

- x1 Bachelor's Chest
- x1 Commode
- x1 Cómoda



**B**

- x1 Furniture Tipping Restraint
- x1 Systeme antibasculement
- x1 Control para evitar vultos

\*

\* Replaceable Part

## ASSEMBLY INSTRUCTIONS / NOTICE DE MONTAGE / INSTRUCCIONES DE MONTAJE

ITEM NO. / NO D'ARTICLE/ ARTICULO NO. : P359123

DESCRIPTION/ LA DESCRIPTION /DESCRIPCIÓN: BACHELORS CHEST/COMMODE/CÔMODA

**⚠ WARNING**

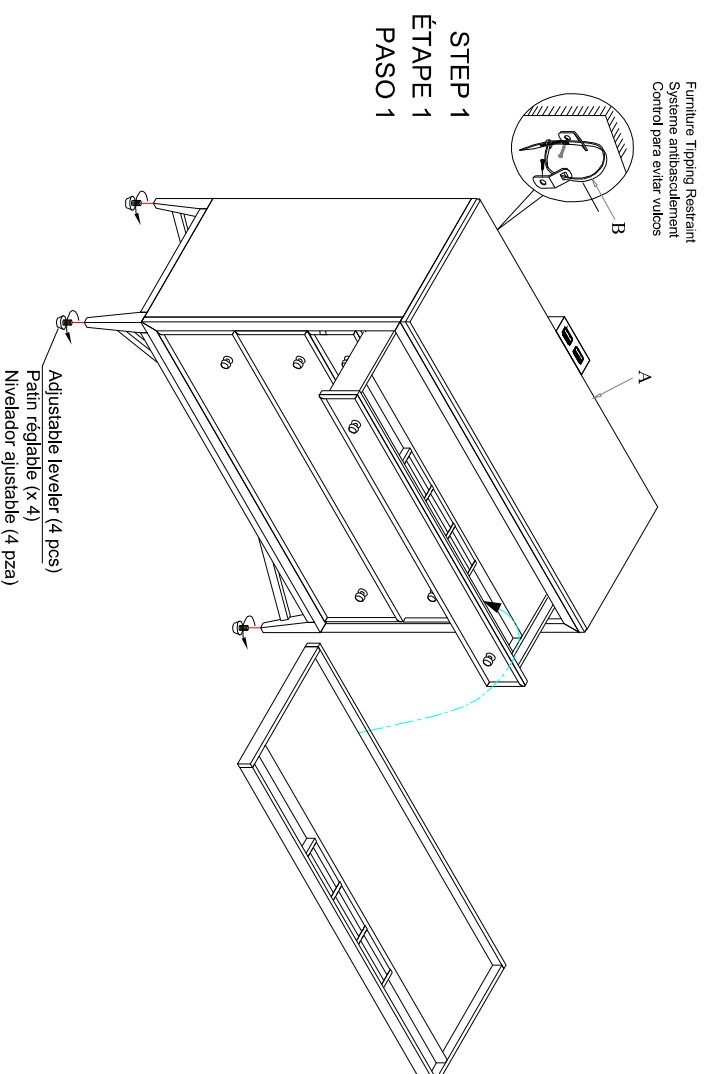




Children have died from furniture tipover. To reduce the risk of furniture tipover:

- **NEVER** put a TV on this product.
- **NEVER** allow children to stand, climb or hang on drawers, doors, or shelves.
- **NEVER** open more than one drawer at a time.
- Place heaviest items in the lowest drawers.

This is a permanent label.  
Do not remove!



**\* Replaceable Part**

**REPLACEABLE PART / PARTIE REMPLAÇABLE / PARTE REEMPLAZABLE**

ITEM NO./ NO D'ARTICLE/ ARTICULO NO. : **P359123**

DESCRIPTION/ LA DESCRIPTION /DESCRIPCIÓN: BACHELOR'S CHEST/COMMODE/CÓMODA

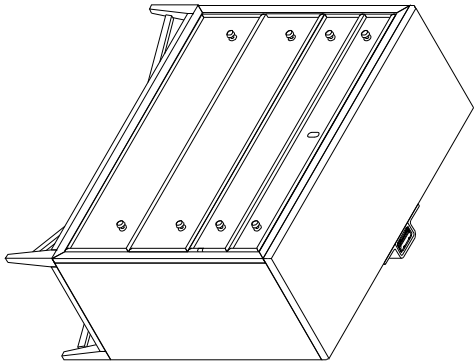


**⚠ WARNING**

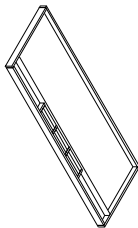
Children have died from furniture tipover. To reduce the risk of furniture tipover:

- **NEVER** put a TV on this product.
- **NEVER** allow children to stand, climb or hang on drawers, doors, or shelves.
- **NEVER** open more than one drawer at a time.
- Place heaviest items in the lowest drawers.

This is a permanent label. Do not remove!



x4 **COMGLIDE-10-45-Common Glide 10in-45mm \***  
Tiror Glide  
Deslizamiento del cajón



x1 **RP359123-TRAY- Jewelry Tray**  
Plateau à bijoux  
Bandeja de joyas



x1 **RP359123-USB-Usb Port \***  
Cordon d'alimentation  
Cordon eléctrico



x4 **RC-FG-WHITE-White Leveler \***  
Patin réglable  
Nivelador



x1 **RC-ANTI-TIP- Anti-tipping Restraint \***  
Système antibascullement  
Control para evitar vuelcos



x4 **RP359100-KNOBB-Knob with Screw (Big) \***  
Poignée + vis  
Tirador + Tornillo



x4 **RP359100-KNOBS-Knob with Screw (Small) \***  
Poignée + vis  
Tirador + Tornillo

**\* Replaceable Part**

## **Protect Your Wood or Laminate Flooring**

\* This statement applies to any floor without carpet.

If not careful, all furniture including upholstery and case pieces can scratch, scuff and even gouge floors. The recommendation is to have felt, rubber pads or area rugs under furniture on flooring without carpet.

### **Moving your furniture**

Pushing and dragging furniture over floor without carpet can lead to scratches and scuffs. Have someone help when moving the larger pieces of furniture by lifting, try using a dolly or moving pads.

### **Felt and rubber pads**

Applying furniture pads to the feet of furniture helps cushion contact points. Furniture pads can be found at local hardware stores. Felt pads slide easily across the floor, making them ideal for dining chairs and other pieces that move with use. Rubber pads will help furniture stay in place and are perfect for larger pieces, like sofas and loveseats.

### **Area rugs and rug pads**

Using an area rug under furniture is another way to protect your floor from scratches and scuff marks. A rug pad under the area rug will provide extra cushion and added protection.

*\* Replaceable Part*