

AZ65H07DAM

GE Zoneline® Heat Pump Unit with Makeup Air, 230/208 Volt

DIMENSIONS AND INSTALLATION INFORMATION (IN INCHES)

ELECTRICAL WIRING

All wiring, including installation of receptacle, must be made in accordance with local electrical codes and regulations.

NOTE: Aluminum wiring may pose special problems – consult a qualified electrician.

GRILLE OPTIONS

Stamped Aluminum Grille – RAG60

Exterior Architectural Louvers Durable Polycarbonate:

RAG61 (Beige)

RAG63 (Bittersweet)

RAG62 (Maple)

RAG67 (Extruded Aluminum)

RETROFIT KITS:

RAK40 – Deflector Kit to adapt chassis for use with existing exterior architectural louvered grilles.

DUCTED APPLICATIONS

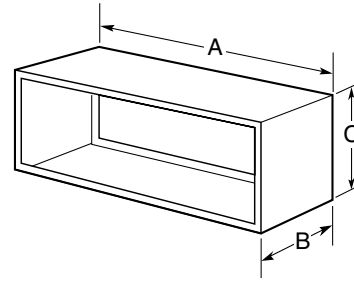
4500 and 6500 series can be used with ductwork to heat or cool more than one room. RAK6053 Duct Adaptor is applied to top of case over air discharge/RAK601B Duct Extension is applied to right or left of adaptor. Locally fabricated ductwork may be added to extend to maximum recommended distance of 15 feet.

ELECTRICAL CONNECTION

230/208 volt units may be plugged into a receptacle. 265 volt units are provided with a junction box and require direct connection. (NEC Requires 265V Direct Connection) See Architects and Engineers Design Data Manual for electrical connection information including use of sub-base for direct connected units. Installation must comply with local electrical codes and regulations.

POWER CONNECTION KITS REQUIRED ON ALL ZONELINE CHASSIS.

WALL CASE DIMENSIONS



RAB71B WALL SLEEVE

Heavy-gauge galvanized steel, with insulation.

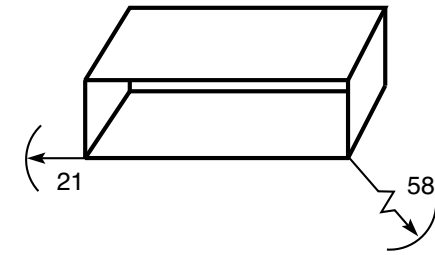
A – 42", B – 13-3/4", C – 16"

RAB77B WALL SLEEVE

Molded SMC fiberglass-reinforced polyester compound.

A – 42-1/8", B– 13-7/8", C – 16-1/4"

MAXIMUM CORD EXTENSION



WALL OPENING DIMENSIONS

Add 1/4" to A and C dimensions for all cut-out size.

RAB71B 16-1/4" Min. H x 42-1/4" Min. W also available in 16", 24", 28" and 31" depths

RAB77B 16-1/2" Min. H x 42-3/8" Min. W

230/208 VOLT LINE CORD CONNECTED UNITS				
LINE CORD KIT	ELECTRIC HEAT (BTUH)	ELECTRIC HEATER WATTS	ELECTRIC HEAT AMPS	MIN. CIRCUIT PROTECTION (AMPS)
RAK315P	8,100/6,600	2,430/2,020	10.6/9.7	15
RAK320P	11,500/9,400	3,450/2,860	15.1/13.8	20
RAK330P	16,300/13,400	4,860/4,020	21.2/19.3	30

230/208 VOLT SUB-BASE CONNECTED UNITS				
SUB-BASE	ELECTRIC HEAT (BTUH)	ELECTRIC HEATER WATTS	ELECTRIC HEAT AMPS	MIN. CIRCUIT PROTECTION (AMPS)
RAK204D15PA	8,100/6,600	2,430/2,020	10.6/9.7	15
RAK204D20PA	11,500/9,400	3,450/2,860	15.1/13.8	20
RAK204D30PA	16,300/13,400	4,860/4,020	21.2/19.3	30



For answers to your Monogram, GE Café™ Series, GE Profile™ Series or GE Appliances product questions, visit our website at geappliances.com or call GE Answer Center® Service, 800.626.2000.

AZ65H07DAM

GE Zoneline® Heat Pump Unit with Makeup Air, 230/208 Volt

FEATURES AND BENEFITS

Makeup air – Delivers 35 CFM of continuous, conditioned fresh makeup air

Cooling capacity – 6,800/6,600 BTU

Energy efficiency – 11.9/11.9 EER

Dehumidification – Conditions incoming air above 55% relative humidity

Reverse heat cycle – 6,000/5,900 BTUH

Heat pump efficiency – 3.3/3.3 COP

Quiet operation – Baked-on mastic, cross flow blower and two DC fan motors create less noise to ensure comfort

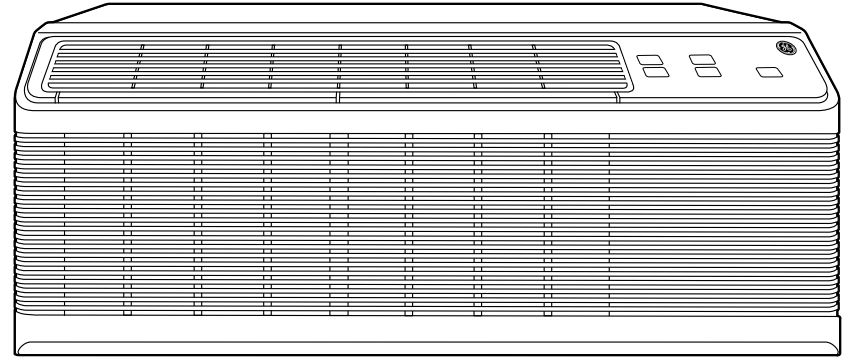
Heat & Freeze Sentinels – Keeps the room from overheating or freezing

Boost heat option – Provides supplemental resistance heat in heat pump mode

Electronic temperature limiting – Prevents expensive over-cooling or over-heating of the room

Electronic touch controls with LED display

R-134A & R-410A refrigerant



For answers to your Monogram, GE Café™ Series, GE Profile™ Series or GE Appliances product questions, visit our website at geappliances.com or call GE Answer Center® Service, 800.626.2000.