

ASSEMBLY INSTRUCTION  
MADE IN VIETNAM

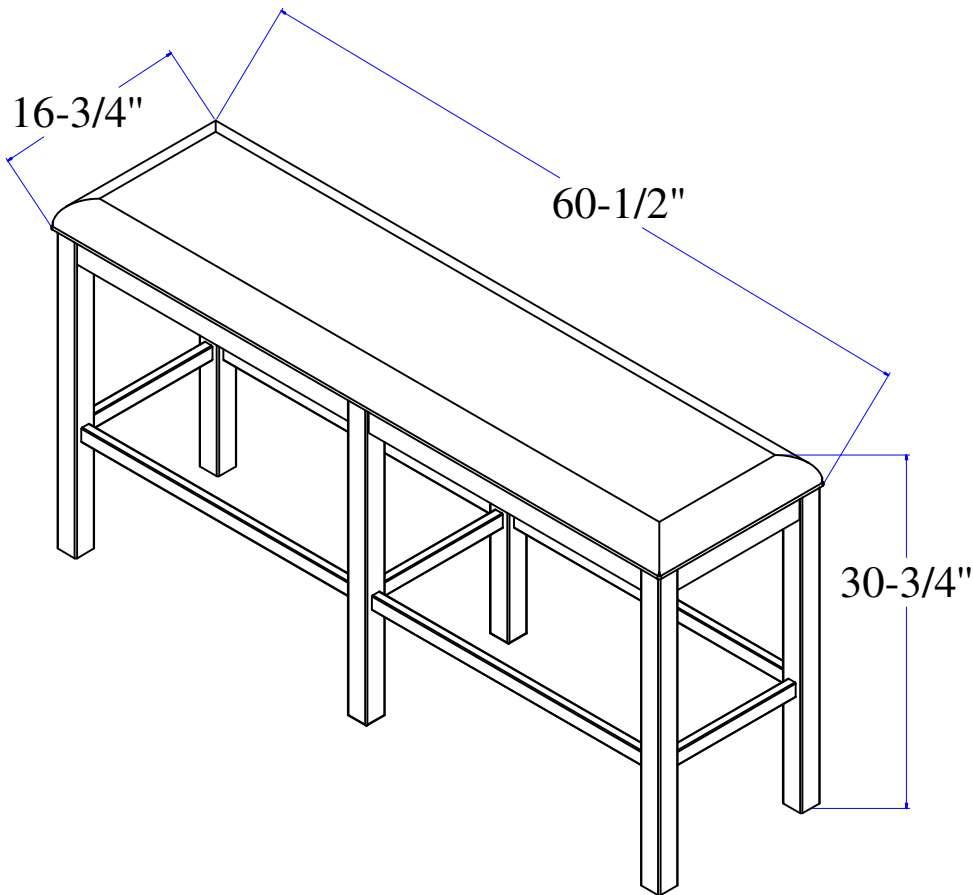
D360-37 60" BENCH

Thank you for purchasing this quality product. Be sure to check all packing materials carefully for small parts that may have come loose inside the carton during shipment.

Before you start assembly: Please read all instructions carefully before beginning the assembly process. It is recommended that 2 people work together during assembly to prevent personal injury and to ensure that heavy or cumbersome parts are not damaged during the process.


CAUTION: For your safety, this product requires two people to lift.

Assembled Dimensions




20 MINUTES

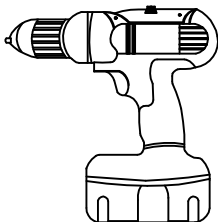
APPROXIMATE ASSEMBLE TIME



2 PERSON



REQUIRED ASSEMBLY SPACE

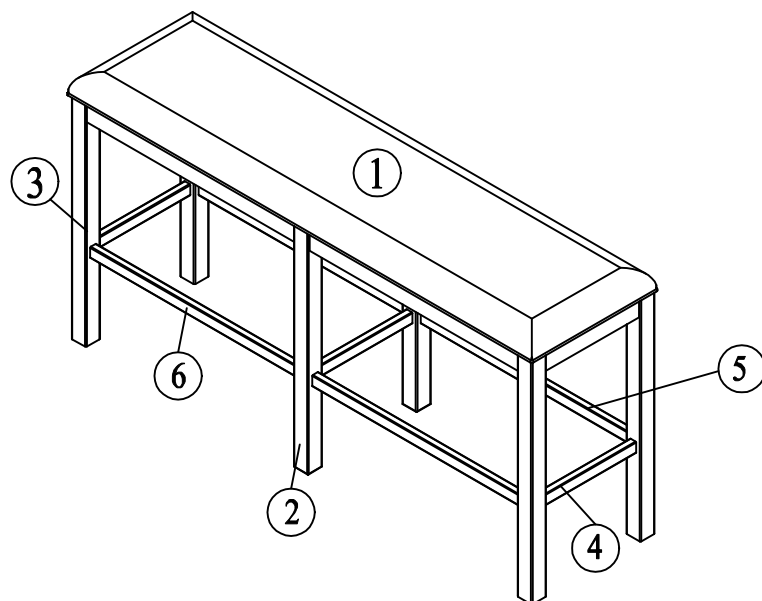


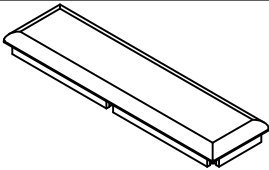
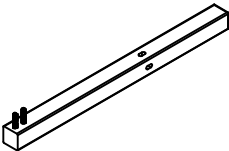
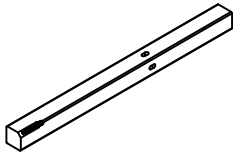
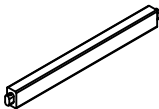
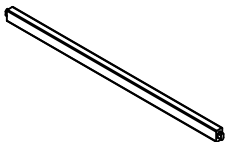
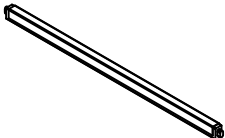
RECOMMENDED ASSEMBLY TOOLS

NOT PROVIDED

# ITEM NO. : D360-37 60" BENCH

## PART LIST



NO.		PART LIST	QTY
(1)		Seat Frame with Cushion EHF # N/A	1
(2)		Middle Leg EHF PD360-36/37CTRLG	2
(3)		Side Leg EHF PD360-36/37LG	4
(4)		Side & Middle Stretcher EHF PD360-37SMSTRCHR	3
(5)		Back Stretcher EHF PD360-37BKSTRCHR	2
(6)		Front Stretcher EHF PD360-37FRNTSTRCHR	2

ITEM NO. : D360-37 60" BENCH

HARWARE LIST

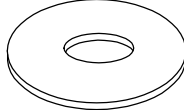
EHF # PD360-36/37HDWR

A



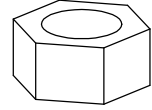
12X  
Ø 5/16"\*12\*2mm  
SPRING WASHER

B



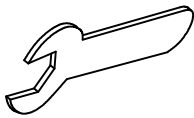
12X  
Ø 5/16"\*19\*2mm  
FLAT WASHER

C



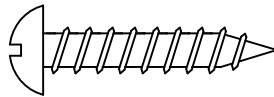
12X  
Ø 5/16"\*12mm  
HEX NUT

D



1X  
Ø 5/16"  
OPEN WRENCH

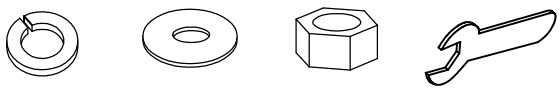
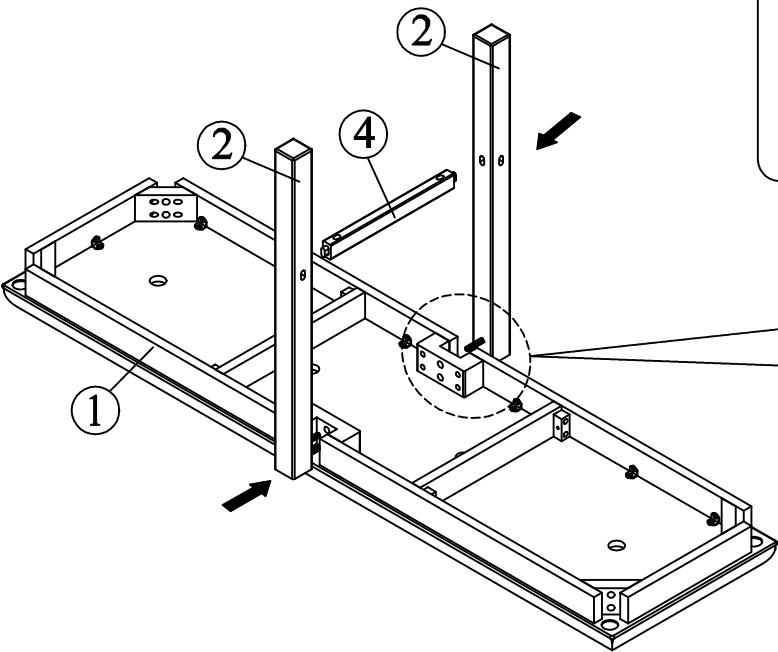
E



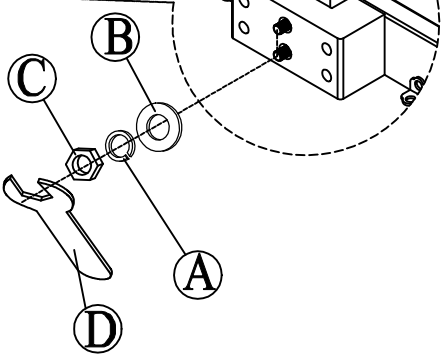
14X  
Ø 8\*38mm  
SCREW

ITEM NO. : D360-37 60" BENCH

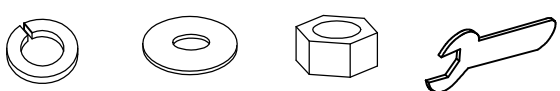
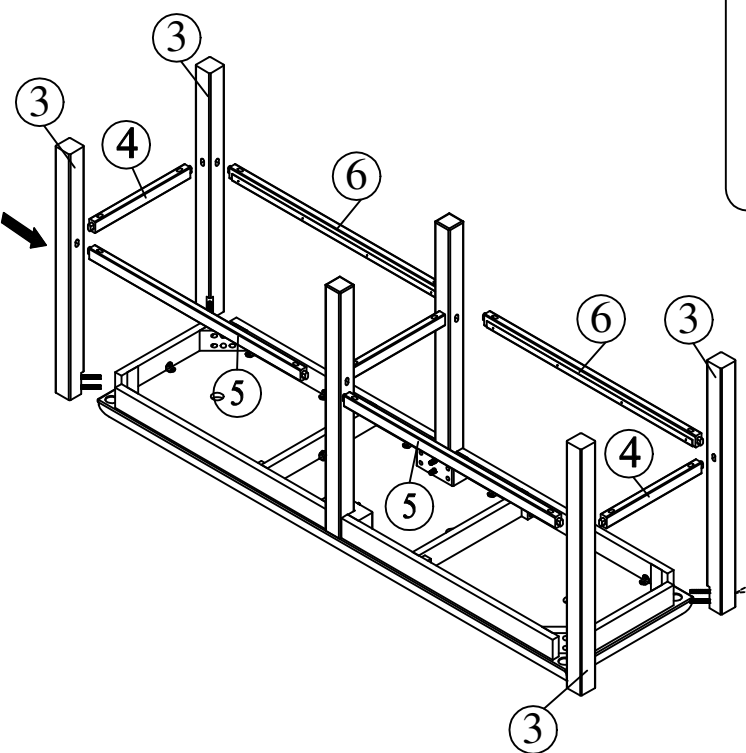
STEP 1



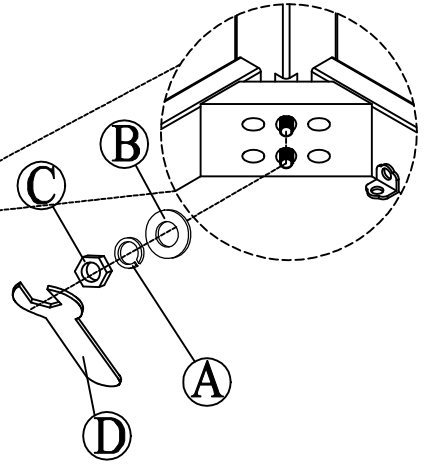
4X 4X 4X 1X  
A B C D



STEP 2

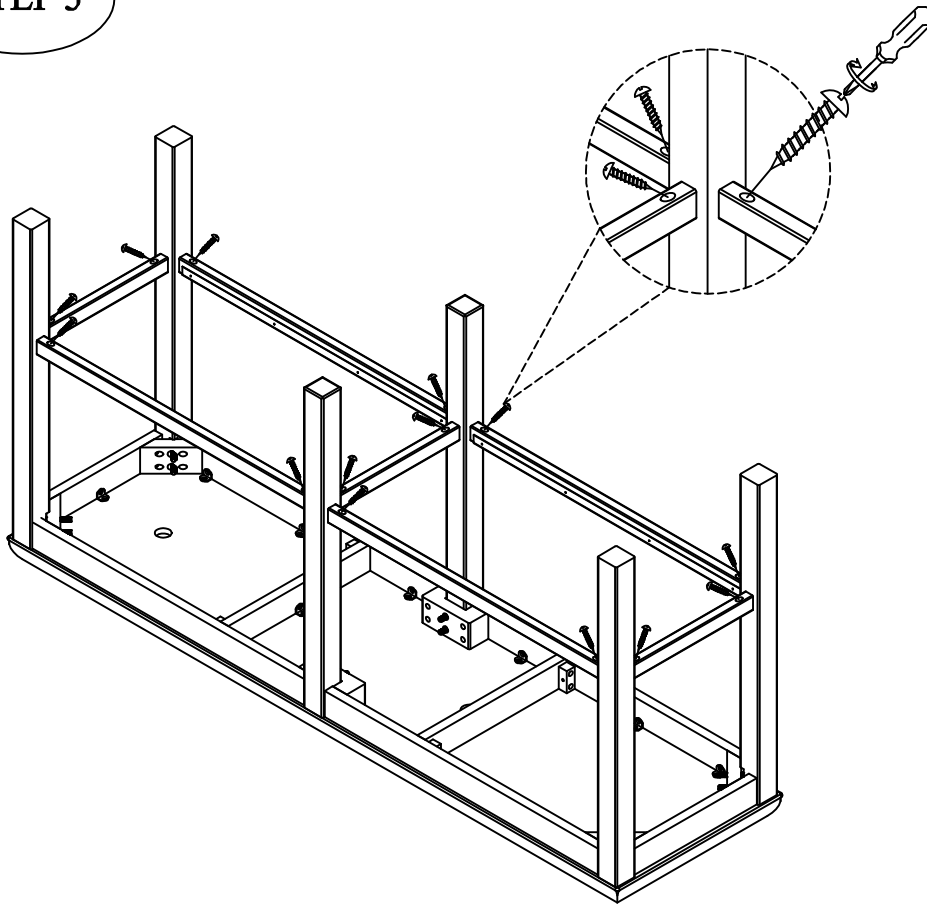


8X 8X 8X 1X  
A B C D



ITEM NO. : D360-37 60" BENCH

STEP 3



14X

E

STEP 4

