

SKSUW2401P

24-INCH BUILT-IN UNDERCOUNTER
WINE REFRIGERATOR



WINE CAVE TECHNOLOGY™

Carefully tailored to mimic the ideal environment of historic wine caves, our exclusive design minimizes temperature fluctuations, reduces vibration, limits light passing through, and locks in humidity.

PRECISE PRESERVATION

Ingenuous features like an Smart Inverter Compressor help to keep your collection cool while minimizing temperature fluctuation and vibration.

LIGHT AND HUMIDITY CONTROL

Dark-tinted, triple pane glass protects wine from damaging UV light while humidity control boosts humidity to optimum levels, helping to preserve quality and taste.

INDEPENDENT TEMPERATURE ZONES

Two independent temperature zones help keep both white and red wines at the right temperature to bring out the very best taste.

SIGNATURE FIT™ INTEGRATED DESIGN

Features an intelligent, symmetrical design that allows for flush installation, along with easy door reversal.

ECO FRIENDLY

Engineered to reduce environmental impact and ENERGY STAR® certified.

Style

Door Style	Panel Ready**
Door Swing	Reversible (Ships Right Hinge)

Innovation

Wi-Fi Enabled for ThinQ® Control with iPhone / Android App	Yes
Remote Operations	Yes
Remote Monitoring	Yes
Wine Cave Technology™	Yes
Smart Inverter Compressor	Yes

Performance

Temperature Zones	2
Operating Temperatures	41° to 64° F
Humidity Control	Yes

Modes

Sabbath, Demo, Power On / Off, Temp Control, Smart Diagnosis, Wi-Fi

Capacity and Storage

Bottle Capacity		41
Storage Shelves		4
Shelf Material	1st, 2nd, 3rd	Beech Wood with Metal Accents
	4th	Metal

*When compared to leading brand wine refrigerators of similar size and capacity as of Feb. 2019.
**Shown with professional stainless steel panel and handle accessory kit.

©2025 LG Electronics USA, Inc. All rights reserved. "Signature Kitchen Suite" and the Signature Kitchen Suite logo are registered trademarks of LG Electronics Inc. Design, features and specifications are subject to change without notice. Specifications are for planning purposes only. Consult the product's installation instructions for final dimensional data and other details prior to making cutouts or custom panels. Consult with a heating and ventilation engineer for your specific ventilation requirements. Non-metric weights and measurements are approximate. Smart features require Internet access.
1-855-790-6655 | www.signaturekitchensuite.com

SKSUW2401P

24-INCH BUILT-IN UNDERCOUNTER WINE REFRIGERATOR



General Features

Digital Touch Controls w/White LED Display	Yes
Star-K Certified Sabbath Mode	Yes
ENERGY STAR® Certified	Yes

Installation Features

Four Point Front Adjustable with 4 Wheels	Yes
Attachment Method to Cabinetry	Top with No Visible Screws
Front Serviceable	Yes
Anti-tip Bracket Included	Yes

Technical Specs

Required Power Supply	115 V, 60 Hz, 15 Amp
Plug Type	3-Prong
Power Cord Length	61"

Dimensions and Weight

Overall Width (inches)	23 11/16"
Overall Height (inches)	34 1/4" Min. – 34 5/8" Max.
Overall Depth Without Panel or Handles (inches)	22 7/8"
Overall Depth With 3/4" Panel, No Handles (Inches)	23 5/8"
Overall Depth With Optional Stainless Steel Panel and Handle Kit (Inches)	26 1/8"
Net Weight (approx.)	148 lbs.
Shipping Weight (approx.)	158 lbs.

Optional Accessories

Refer to last page for accessories

Warranty Summary*

Limited Warranty, Parts & Labor	3 Years
Limited Warranty, Sealed System and Compressor, Parts & Labor	5 Years
Limited Warranty Compressor, Parts Only	10 Years

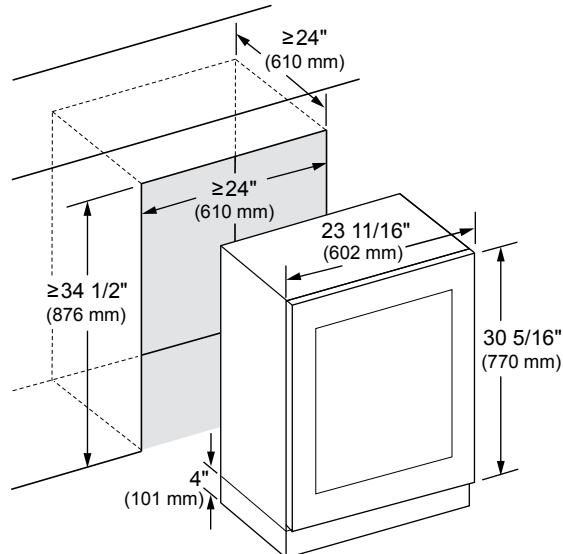
*These warranties give you specific legal rights and you may have other rights that vary from state to state. For complete warranty details, refer to your Use & Care manual.

SKSUW2401P

24-INCH BUILT-IN UNDERCOUNTER WINE REFRIGERATOR

SKS | SIGNATURE KITCHEN SUITE

CUTOUT DIMENSIONS – FLUSH INSTALLATION



* A minimum 4" (101 mm) finished return that matches the cabinet exterior is recommended on all sides and at the top of the cutout opening. The shaded area will be visible after installation.

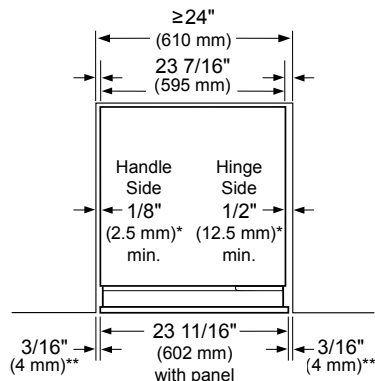
Notes

Wine refrigerator can be installed flush with 3/4" custom panel or optional stainless steel panel kit. With a 24" (610 mm) cutout depth, the front face of the refrigerator fits flush with 24" (610 mm) depth adjacent cabinets. Electrical must be installed in adjacent cabinet for flush installation.

Electrical – A 115V, 60Hz., 15 amp power supply is required. An individual properly grounded branch circuit or circuit breaker is recommended. Install a properly grounded 3-prong electrical receptacle recessed into the back wall or adjacent cabinet.

Note: GFCI (ground fault circuit interrupter) is not recommended.

INSTALLATION CLEARANCES – FLUSH INSTALLATION

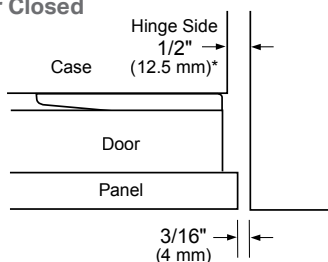


Notes

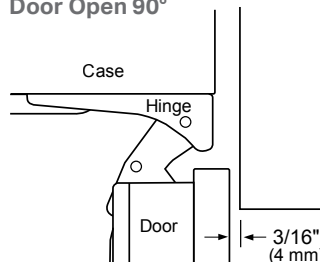
Door Swing Clearances – The installation must allow for clearances to adjacent walls or cabinets. This wine refrigerator is equipped with a 2-position door stop. The factory-set 115° door swing can be adjusted to 90° if clearance to adjacent cabinets or walls is restricted.

Door Handle Clearances – The door handle depth must be added to the dimension as noted to determine the total clearances required from adjacent cabinets or walls. This clearance will vary depending on the custom handle used. When using the Stainless Steel Door Panel Kit w/ Stainless Steel Handle, the door handle clearance with door open 115° is 11 3/4" (298 mm).

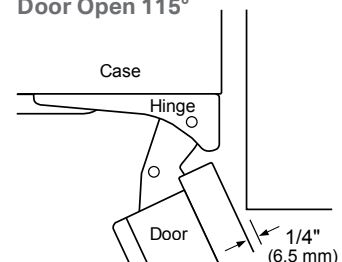
Top View Door Closed



Top View Door Open 90°



Top View Door Open 115°



* Right hand hinge installation shown. When reversing the door, the hinge and handle side clearances also reverse.

** Side clearance at front panel

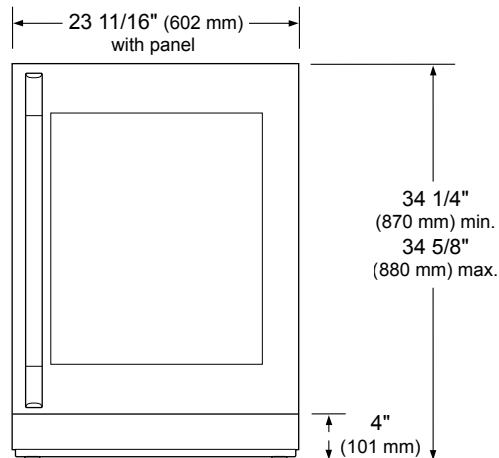
SKSUW2401P

24-INCH BUILT-IN UNDERCOUNTER WINE REFRIGERATOR

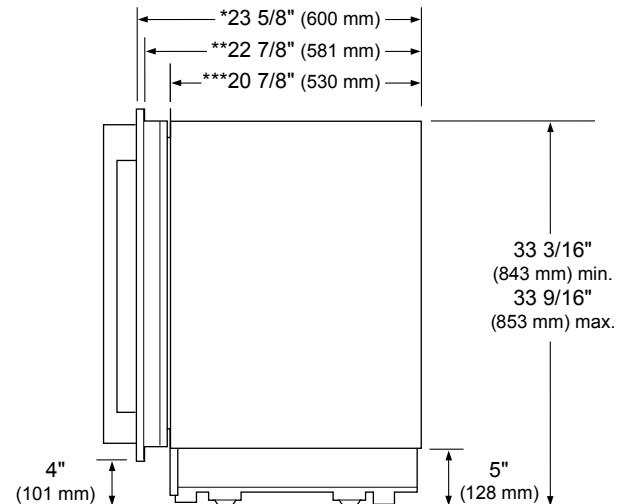
SKS | SIGNATURE
KITCHEN
SUITE

OVERALL PRODUCT DIMENSIONS

FRONT VIEW



SIDE VIEW

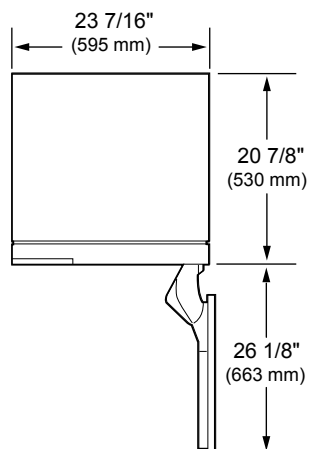


* Depth with 3/4" (19 mm) door panel
** Depth with door (no panel)
*** Unit depth without door

OVERALL PRODUCT DIMENSIONS

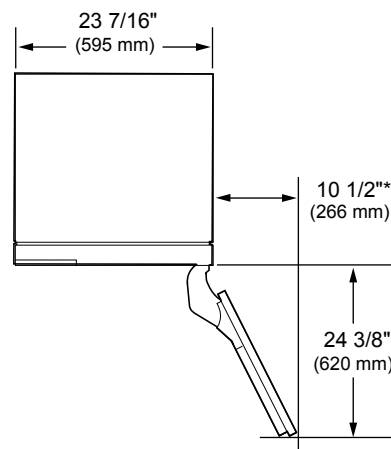
TOP VIEW

DOOR OPEN 90°



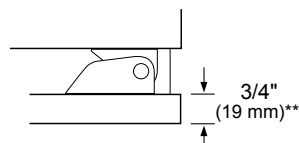
TOP VIEW

DOOR OPEN 115°



* Door handle must be added to this dimension.

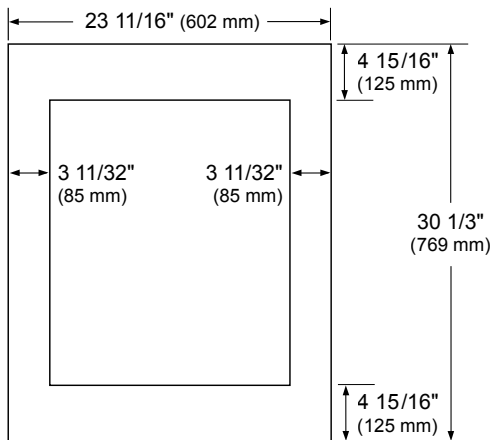
**Varies depending on the thickness of the custom cabinet panel. The door panels in the optional Signature Kitchen Suite stainless steel door panel kit are 3/4" (19 mm) thick.



SKSUW2401P

24-INCH BUILT-IN UNDERCOUNTER
WINE REFRIGERATOR

3/4" CUSTOM PANEL DIMENSIONS –
FLUSH INSTALLATION



Notes

This unit is designed to be customized with a decorative panel. A field-installed custom door panel or an optional Stainless Steel Panel Kit is required.

For Custom Panels: Use templates provided with units to pre-drill holes for mounting panel brackets (provided with unit). Adjustment screws and instructions also provided with units.

OPTIONAL ACCESSORIES

	Professional	Transitional
Stainless Steel Panel and Handle Kit	SKSUK240WS	SKSUK240WMT
Brushed Aluminum Handle		
Short – 22 3/4"	SKSHK230HS	SKSHK230HST

Order 1 Short Handle