




YELLOWSTONE II

42211

The refined Yellowstone II collection was designed to offer a unique style and superior ergonomic comfort. Inspired by Scandinavian design, it features a slim, gently curved roll arm and box border cushion, with gentle pulls that create a bucket seat to cradle you in comfort. The bucket seat design offers ergonomic support, with multi-density foam at its core to provide years of seating enjoyment. Sophisticated topstitch details emphasize the collections focus on comfort. The Yellowstone II collection is available in a wide assortment of reclining functions, sofa groups and sectional pieces for maximized convenience. A perfect blend of simplicity and polish, it is an elegant collection that exudes contemporary appeal. Available in two seat widths, the Yellowstone (19" seat width) and Yellowstone II (21" seat width) combine multiple densities of foam in the seat and back, to ensure an ergonomic seating experience.

PALLISER



YELLOWSTONE II

42211

Inside Arm (IA): Refers to the distance between the arms.

STANDALONE PIECES



31 Wallhugger Power Recliner

33 x 38 x 40"
84 x 95 x 101 cm
IA: 22" / 55 cm



32 Rocker Manual Recliner

33 x 38 x 40"
84 x 95 x 101 cm
IA: 22" / 55 cm



34 Swivel Glider Manual Recliner

33 x 38 x 40"
84 x 95 x 101 cm
IA: 22" / 55 cm



38 Swivel Glider Power Recliner

33 x 38 x 40"
84 x 95 x 101 cm
IA: 22" / 55 cm

*Select pieces from this collection are available in pattern-matched accent covers. Pattern matching ensures the pattern is consistent throughout the piece and matches at seams, and over arms and backs, creating a continuous pattern. Dimensions shown as Width x Depth x Height. Dimensions are correct at the time of printing and are subject to change without notice. Actual measurements for each item may vary. Please allow up to a +/- 1 inch or 3 centimeter difference.



YELLOWSTONE II

42211



STANDARD FUNCTIONS

- Manual recline with discreet inside handle
- Power recline with discreet touch control button switch



FRAME

- All Palliser frames are constructed from engineered wood products, hardwood or softwood; joints are pinned and glued for uniformity and strength.



CHOOSE YOUR LEG OPTION

- This item comes standard with the leg pictured



CHOOSE YOUR COVER

- Fabrics, excluding Accent Fabrics
- Leather
- Leather Alternative
- Leather Match



SEATING

- Tight seat cushions are engineered using high-resiliency foam.
- Tight back cushions feature multiple densities of contour-cut foam
- Back Suspension: 100% premium elastic webbing to provide consistent comfort and support.
- Seat Suspension: 100% premium elastic webbing, engineered to provide consistent comfort and endurance.

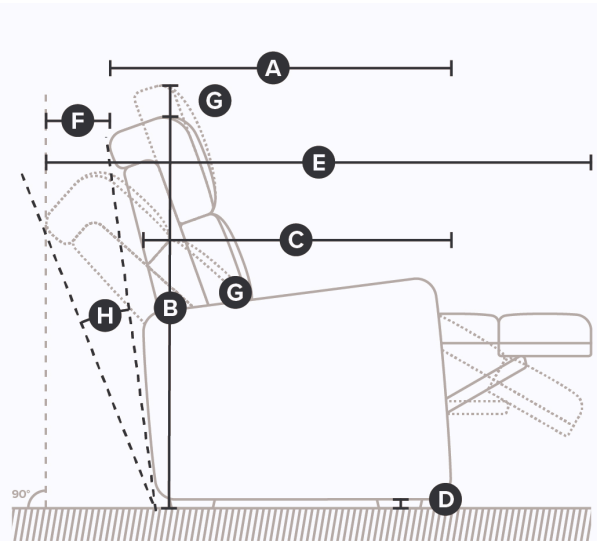


YELLOWSTONE II

42211



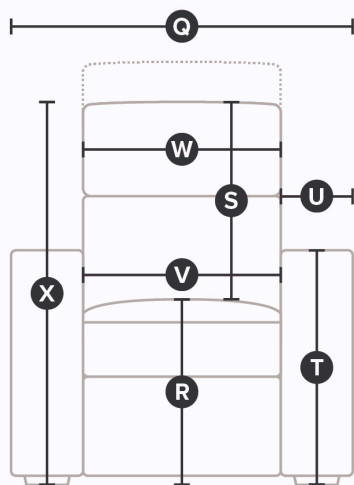
DIMENSIONS



Side

All measurements in centimeters (cm).

SKU	Description	A. Depth	B. Height	C. Arm Depth	E. Full Recline Depth	F. Wall Clearance
42211-31	Wallhugger Power Recliner	94.99	100.33	70.30	136.14	24.38
42211-32	Rocker Manual Recliner	94.99	100.33	70.30	136.14	102.87
42211-34	Swivel Glider Manual Recliner	94.99	100.33	70.30	136.14	102.87
42211-38	Swivel Glider Power Recliner	94.99	100.33	70.30	136.14	102.87




Front

All measurements in centimeters (cm).

SKU	Description	Q. Width	R. Seat Height From Floor	S. Height Of Back From Seat	T. Arm Height From Floor	V. Width Between Arms
42211-31	Wallhugger Power Recliner	83.79	45.00	70.80	60.80	54.00
42211-32	Rocker Manual Recliner	83.79	45.00	70.80	60.80	54.00
42211-34	Swivel Glider Manual Recliner	83.79	45.00	70.80	60.80	54.00
42211-38	Swivel Glider Power Recliner	83.79	45.00	70.80	60.80	54.00

*Select pieces from this collection are available in pattern-matched accent covers. Pattern matching ensures the pattern is consistent throughout the piece and matches at seams, and over arms and backs, creating a continuous pattern. Dimensions shown as Width x Depth x Height. Dimensions are correct at the time of printing and are subject to change without notice. Actual measurements for each item may vary. Please allow up to a +/- 1 inch or 3 centimeter difference.



YELLOWSTONE

II

42211



The refined Yellowstone II collection was designed to offer a unique style and superior ergonomic comfort. Inspired by Scandinavian design, it features a slim, gently curved roll arm and box border cushion, with gentle pulls that create a bucket seat to cradle you in comfort. The bucket seat design offers ergonomic support, with multi-density foam at its core to provide years of seating enjoyment.

Sophisticated topstitch details emphasize the collections focus on comfort. The Yellowstone II collection is available in a wide assortment of reclining functions, sofa groups and sectional pieces for maximized convenience. A perfect blend of simplicity and polish, it is an elegant collection that exudes contemporary appeal. Available in two seat widths, the Yellowstone (19" seat width) and Yellowstone II (21" seat width) combine multiple densities of foam in the seat and back, to ensure an ergonomic seating experience.

PALLISER