



ASSEMBLY INSTRUCTIONS COASTER FINE FURNITURE



182160
BAR STOOL

ITEM:182160



ASSEMBLY INSTRUCTIONS

ASSEMBLY TIPS:

1. Remove hardware from box and sort by size.
2. Please check to see that all hardware and parts are present prior to start of assembly.
3. Please follow attached instructions in the same sequence as numbered to assure fast & easy assembly.

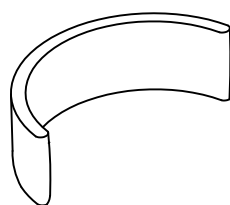


WARNING!


1. Don't attempt to repair or modify parts that are broken or defective. Please contact the store immediately.
2. This product is for home use only and not intended for commercial establishments.

ASSEMBLY TIME

15 MINUTES





A SEAT 1PC



B LEG 1PC

HARDWARE IDENTIFICATION

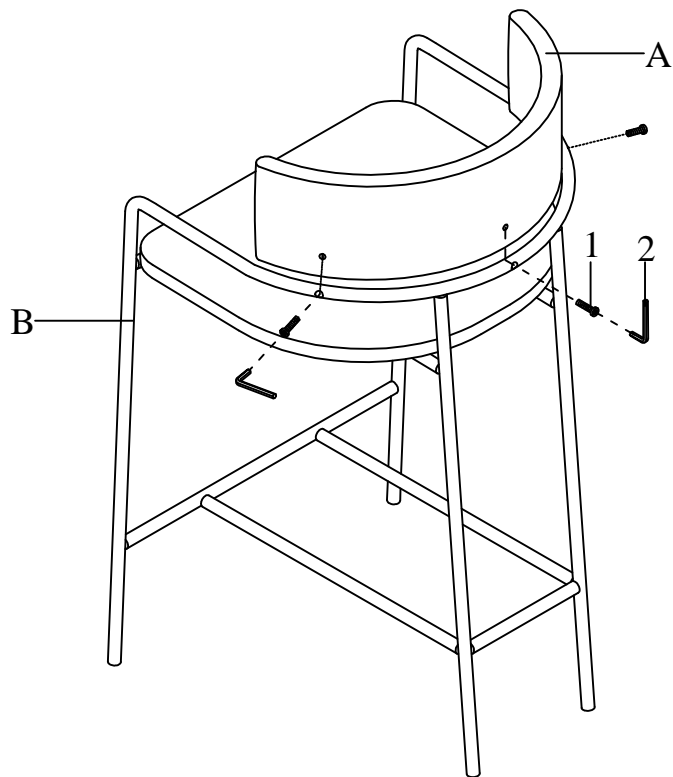
Z	HARDWARE NAME	FIGURE	QTY
1	BOLT	 M6*25	3PCS
2	ALLEN WRENCH	 M4	1PC

ITEM:182160

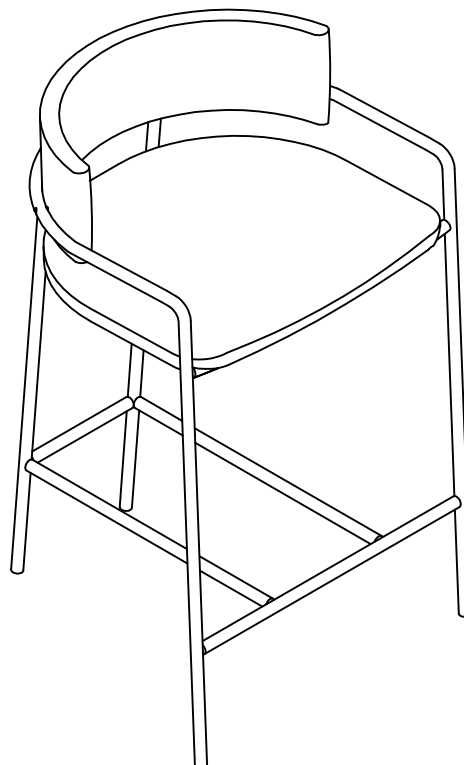
ASSEMBLY INSTRUCTIONS



STEP 1



STEP 2



COASTERFURNITURE.COM

ITEM:182160

ASSEMBLY INSTRUCTIONS



COASTERFURNITURE.COM