

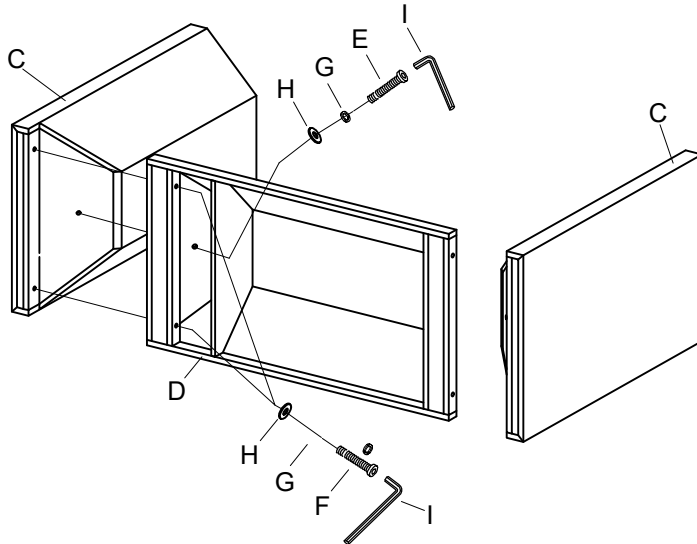
ASSEMBLY INSTRUCTION

Model: T02CNS

Description: CONSOLE TABLE

Thank you for purchasing this quality product. Be sure to check all packing material carefully for small parts that may have come loose inside the carton during shipment.

Step 1: Affix the base (D) with table leg (C) by (E),(G),(H),(I) and (F) (G) (H) (I)



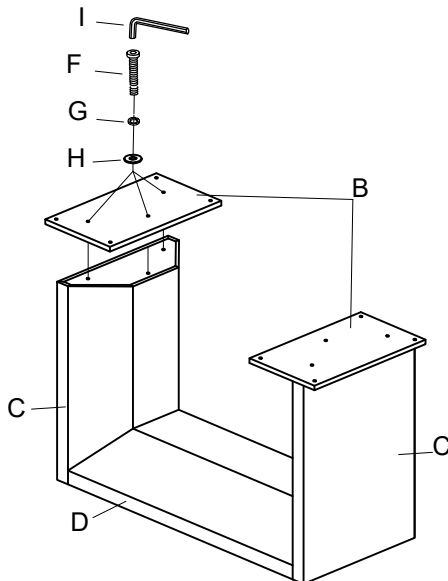
PARTS

A		Table Top	1pc
B		Mounting Plate	2pcs
C		Table Leg	2pcs
D		Base	1pc

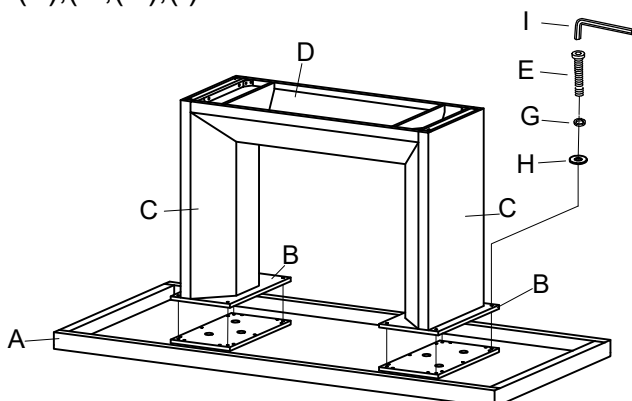
HARDWARE LIST:

E		Ø5/16*1-3/8"	10pcs
F		Ø5/16*1-3/4"	10pcs
G		Ø5/16	20pcs
H		Ø5/16*22mm	20pcs
I		M5	1pc

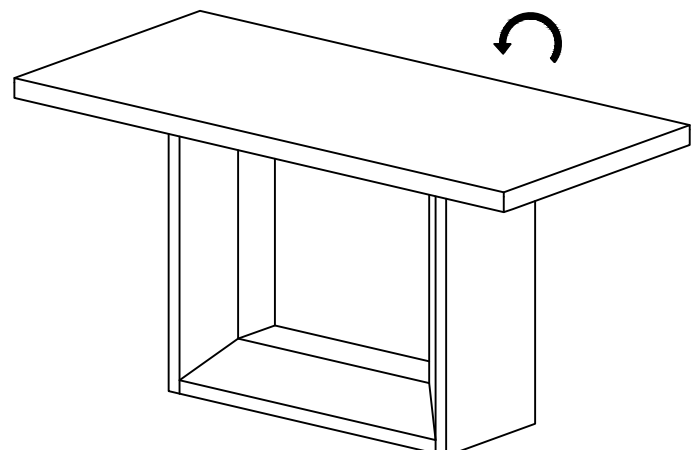
Step 2: Affix mounting plate (B) on the table leg (C) by (F),(G),(H),(I)



Step 3: Affix mounting plate (B) with table top (A) by (F),(G),(H),(I)



Step 4: Completed



Turn up the table top carefully.