

GTWN8250D

GE® 4.8 DOE cu. ft. capacity washer with stainless steel basket

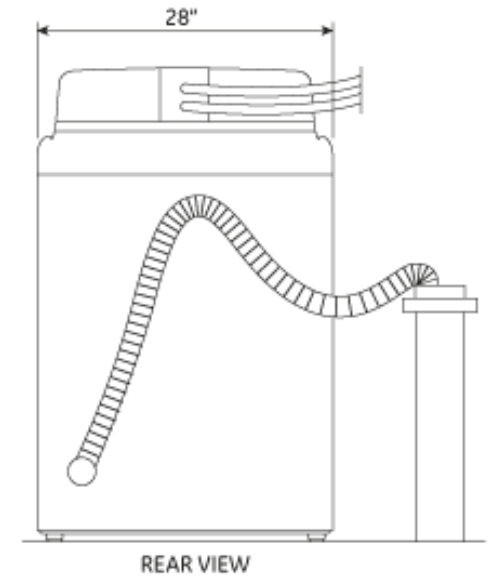
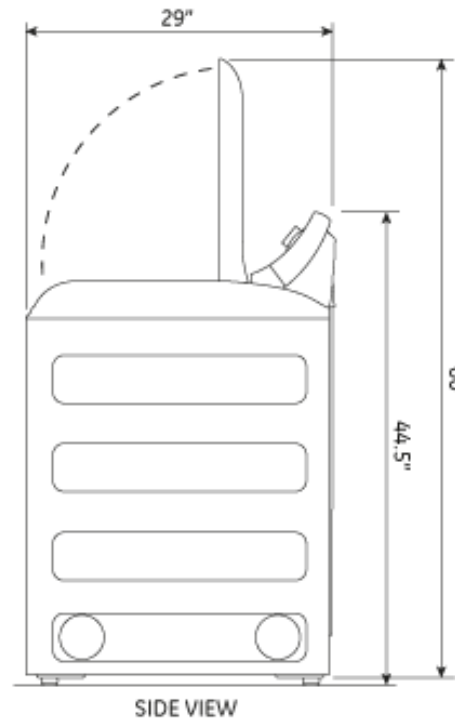
Dimensions and Installation Information (in inches)

Circuit Requirements: An individual, properly-grounded branch circuit, with a three-prong grounding-type receptacle, protected by a 15 or 20 amp circuit breaker or a time-delay fuse, is required.

Electrical Rating: 120V, 60Hz, 10A

Note: Washer wall outlet must be located within 36" of service code entry. Wall outlet must not be located behind dryer.

Installation Information: Before installing, consult installation instructions packed with product for current dimensional data.



For answers to your Monogram® Profile Series or GE appliance questions, visit our website at geappliances.com or call GE Answer Center® service, 800.626.2000.



imagination at work



Listed by
Underwriters
Laboratories

Specification Revised 10/12


360131

GTWN8250D

GE® 4.8 DOE cu. ft. capacity washer with stainless steel basket

Features and Benefits

- Multi-position balanced close glass lid - Washer lid stays open up to 60° so installation under shelving is no problem
- Stain Removal Guide - Easily eliminate tough stains with preprogrammed settings that modify your cycle to treat the four most common stains
- CleanSpeak™ Communication System - Perfect drying performance is achievable thanks to the ability of the washer to communicate with the dryer to preset the dry cycle
- ENERGY STAR® qualified and CEE Tier III meets or exceeds federal guidelines for energy efficiency for year-round energy and money savings
- My Settings - Wash clothes with the settings you prefer on any cycle, rather than the defaults, and store your settings for later use
- eWash™ - Energy saving option uses a cold-water wash on select cycles without sacrificing performance
- eMonitor - Get the energy-saving insight you need to reduce your utility bills with an electronic readout that shows the efficiency level of each load
- Speed Wash provides a quick wash for lightly soiled items that are needed in a hurry
- Bulky items - Convenient cycle for comforters and pillows
- Model GTWN8250DWS - White



imagination at work

