

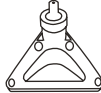




ASSEMBLY INSTRUCTION FOR ACME FURNITURE

MODEL#AC02990

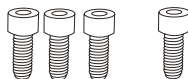
Thank you for purchasing the quality product. Be sure to check all packing material carefully for small parts which may have come loose inside the carton during shipment. Separate, identify and count all parts and metal hardware. Compare with all parts list to be sure all parts are present. If any part(s) are missing or damaged, please contact your local furniture dealer. For efficient and speedy service, please indicate the model number and code letter of part(s) needed.

****Do not fully tightenscrews until fully assembled****

	COMPONENT PARTS	
DESCRIPTION	PART NAME	Q'TY(PCS)
A		1
B		1
C		1
D		1
E		1

HARDWARE REQUIRED

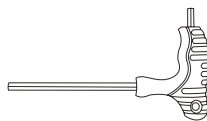
F



BOLT

4 PCS

H



ALLEN KEY

1 PCS



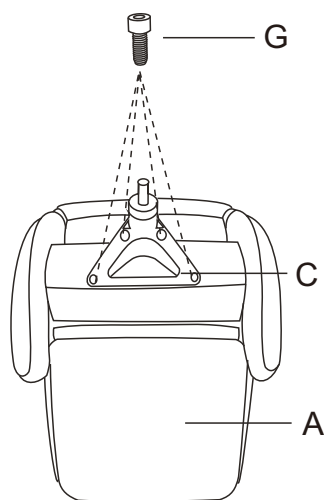
Attention

*** Some number parts listed on the instruction sheet may not be in parts bag as they may already be assembled. Carefully check parts and packing materials prior to ordering replacements.

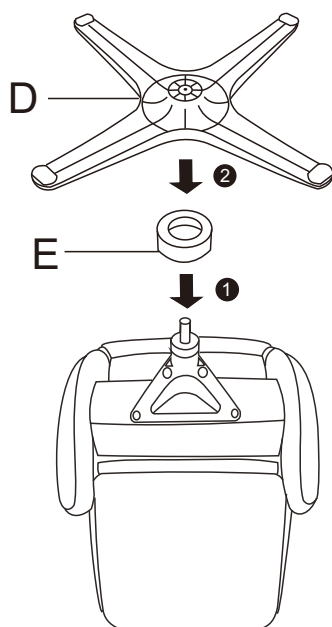
How to assemble:

STEP1

Friendly Remind:
Please make sure that all the
screws are tightened when you
install the base.



STEP2



STEP3

